



# Golf Car Accessories & Apparel



# GOLF, UTILITY, PERSONAL CAR ACCESSORIES & APPAREL

## TABLE OF CONTENTS

### **The DRIVE® Fleet Accessories. . . . . 4~5**

Club Ball Washer, Sand Bottle, Sand Bucket, Six-Pack  
Cooler, Information Holders, Club Cover

### **The DRIVE Personal Accessories &**

### **Enclosures . . . . . 6~7**

Headlight Kits, Enclosures

### **The DRIVE Windshields &**

### **Storage Covers . . . . . 8~9**

### **Accents & Trim. . . . . 10~11**

Seat Covers, Kick Plate, Steering Wheels, Stereo Console  
Dash Skin Covers

### **The DRIVE Accessories & Mirrors. . . 12~13**

Sun Tops, Rear Facing Seat Kits, Trunks, Carpet Sets

### **The DRIVE Accessories . . . . . 14~15**

### **Sun Tops & Windshields. . . . . 16~17**

### **Wheels & Wheel Covers . . . . . 18~19**

12" 5-Spoke, 12" 14-Spoke, 10" 14-Spoke, 10" 4-Spoke,  
Fender Flare Set, Wheel Covers

### **Miscellaneous Accessories . . . . . 20~21**

12V Chargers, Jumper Cables, Tow Systems DPI® Charger,  
Fleet Numbers

### **Streamline & Performance Light Kits . 22~23**

### **Meters & Electrical Items . . . . . 24~25**

Energy Gauges, Hour Meters, Spotlights, Accessory Plug

### **Audio . . . . . 26~27**

Media Receivers, Satellite Receiver & Antenna, MP3/AUX  
Jack, Remote Control

### **Adventurer® Accessories . . . . . 28~29**

Light Bar, Strobe Light, Sun Top, Fender Flares, Light Up  
grade, Mirror, Winches, Brush Guard, Enclosures, Windshields

### **Beverage Unit & Storage . . . . . 30~31**

Beverage Unit Replacement Parts, Cooler, Carry Bag

### **Service & Maintenance . . . . . 32~37**

Watering Systems, Yamalube® 2-stroke & 4-stroke oil,  
Care Products, Lubricants

### **Cleaners & Degreasers . . . . . 38**

### **Polishes & Protectants . . . . . 39**

### **Maintenance Products . . . . . 40~41**

### **Lubricants & Grease. . . . . 42~43**

### **Yamabond® Adhesives & Loctite®. . . 44~45**

### **Detailing Supplies . . . . . 46~47**

Cleaning Supplies, Wash Mitts, Brushes, Towels, Cloths

### **Pumps & Containers. . . . . 48~49**

### **Tools & Shop Products . . . . . 50~53**

### **Master Lock® . . . . . 54~55**

### **Trailerling . . . . . 56~57**

Cables, Locks, Tie Downs, Ramps

### **Bags & Luggage . . . . . 58~59**

### **Yamaha Gifts & Collectables . . . . . 60~63**

### **Stickers, Banners & Pennants . . . . . 64**

### **Common Service Items . . . . . 65**





# THE DRIVE FLEET ACCESSORIES

## The DRIVE Information Card Holder

Keep pairing sheet, clubhouse menu, or course advertisements dry and in plain view with our information card holder. Easily installed on the sun top using a retaining bracket with quick-turn knobs. Made from polycarbonate with UV coating. Includes necessary universal mounting hardware. Includes a 3-year limited warranty.

Universal fit for most golf cars  
**GCA-JW185-05-00**

### Replacement Parts

Information Holder Bracket Only  
 (Min. Qty. 10\*)

**GCA-JW185-05-10**

Information Holder Bracket with Hardware  
 (Min. Qty. 10\*)

**GCA-JW185-05-20**



## Self-Adhesive Information Holder

Keep pairing sheet, clubhouse menu, or course advertisements dry and in plain view with our information card holder. Includes clear double-sided tape. 3-year limited warranty.

Fits any golf car with a windshield

**GCA-JW185-11-00**



## The DRIVE Club Clean™ Club and Ball Washer

Fits side by side with Sand Bottle. Features a single fluid chamber which allows drainage from both chambers. T-style drain plug keeps plug attached to unit. Brushes are made from polypropylene, a long-lasting, high quality material that retains memory. High-grade, textured polypropylene case and lid are designed to endure long-term outdoor exposure. 1-year limited warranty. Club and ball washer hardware, JW1-K8478-00-00 and 8mm bolt, GCA-JW133-00-00 (Qty. 2), add separately. Fits all The DRIVE cars\*

Wood Grain Look

**GCA-CC104-WG-00**

Carbon Fiber Look

**GCA-CC104-CF-00**



## The DRIVE Golf Club and Ball Washer

Includes necessary universal mounting hardware to mount on either the left or the right side. Fits side by side with Sand Bottle. Features dual fluid chambers; separate club and ball chambers allow different cleaning solutions and keep the dirt, sand, and turf particles contained to each chamber. Includes heavy-duty bristles that can quickly clean standard and oversized balls, as well as drivers, irons, and even putters. Comes with rubber dampers to reduce brush splatter. Offers tethered plug to prevent plug loss. 3-year limited warranty.

Fits all The DRIVE cars\*

**GCA-JW131-01-00**

### Replacement Parts

Brush Set of 4

**GCA-JW131-13-00**

Flap Set of 1

**GCA-JW131-14-00**

Club Ball Washer Lower Plug

**CBB-LWRPL-UG-00**

Mounting Bracket

**JW1-K8478-00-00**

Club Ball Washer Only

**92765-13849-01**




## The DRIVE Sand Bottle with Handle

Includes necessary universal mounting hardware to mount on either the left or the right side. Fits side by side with the Sand Bucket, the Six-Pack Cooler, or Club and Ball Washer. Sand Bottle with handle and Sand Bottle without handle are interchangeable. Includes a 3-year limited warranty.

Fits all The DRIVE cars\*

**GCA-JW140-03-00**



## The DRIVE Sand Bottle without Handle

Includes necessary universal mounting hardware to mount on either the left or the right side. Fits side by side with the Sand Bucket, Six-Pack Cooler, or Club and Ball Washer. Sand Bottle with handle and Sand Bottle without handle are interchangeable. Includes a 3-year limited warranty.

Fits all The DRIVE cars\*

**GCA-JW140-20-00**

### Sand Bottle Replacement Parts

Mounting Bracket

**JW1-K835F-00-00**

Plastic Bottle Holder

**GCA-JW143-02-00**

Sand Bottle Only

**GCA-JW141-00-00**

No Handle Sand Bottle Only

**GCA-JW140-20-10**

Mounting Bolt (Qty. 2)

**90111-06803-00**





### The DRIVE Sand Bucket

Roto-molded, double-wall construction with attached flip-up lid. Easily removed and portable using the attached handle plus it is stackable for easy storage. 294 cubic inch or 1.28 gallon capacity. Includes necessary mounting hardware to install on either the left or right side. 3-year limited warranty.

Fits all The Drive cars\*

**GCA-JW130-00-00**

Black

**GCA-JW130-10-00**

Green Speck

**GCA-JW130-10-GR**

Maroon Speck

**GCA-JW130-10-MR**



### The DRIVE Six-Pack Cooler

Roto-molded, double-wall construction with attached flip-up lid. Easily removed and portable using the attached handle plus it is stackable for easy storage. 515 cubic inch or 2.23 gallon capacity. Includes necessary mounting hardware to install on either the left or right side. 3-year limited warranty.

Fits all The DRIVE cars\*

Black

**GCA-JW132-10-00**

Green Speck

**GCA-JW132-10-GR**

Maroon Speck

**GCA-JW132-10-MR**



### The DRIVE Under Seat Storage

Provides convenient storage as it covers the batteries. Easily removable for battery servicing. Cannot be used in conjunction with watering system. Designed for use with standard 4-12V battery setup on '07~'10 and 6-8V battery setup on '11~'13. Supplies shown not included. Fits '07~'13 The DRIVE electric cars only

**GCA-JW181-01-00**

### The DRIVE Club Cover

Ultimate protection from the elements for the golfer's most prized possessions. Quick and convenient installation to the ClimaGuard™ Top using glass-filled, nylon-reinforced brackets and upper clips. Brackets, upper clips, and frame are light weight and rust resistant and use factory mounting locations; no drilling or modification required. Large rear window for unobstructed view. Open design allows for easy access to the sweater basket and other accessories. Increased club headroom allows easy access for larger clubs. Folds neatly when not in use using attached hook-and-loop straps. Features Yamaha embroidered logo. Made from durable marine-grade, 600D polyester fabric that is mold/mildew and weather resistant. Features an advanced open/close mechanism with internal positive stop, and multi-position hinge with all stainless steel components. Available to customize with special order colors and embroidery. Features a 3-year limited warranty. (Dealer installation recommended.) Does not work with over-the-top enclosures.

**NEW!** Fits '10~'13 The DRIVE cars with ClimaGuard Top

Fabric – Sand

**GCA-JW160-14-SD**

Fits '07~'09 The DRIVE cars with ClimaGuard Top

Fabric – Sand

**GCA-JW160-07-SD**



### Replacement Parts

Side Arm Assembly

(Include Front and Rear Arms and Hinge)

**GCA-JW160-12-21**

Upper Clip Roof Bracket ('10~'13)

**GCA-JW160-12-31** (Pair)

Upper Clip Roof Bracket ('07~'09)

**GCA-JW160-07-00** (Pair)

Top Support Rod

**GCA-JW160-12-41**

Rear Support Rod

**GCA-JW160-12-51**

Top Rod

**GCA-JW160-12-61**

Side Arm Bracket

**GCA-JW160-12-71** (Min. Qty. 2)

Black Plastic Mushroom Cap

**GCA-JW160-12-81**

Black Plastic Nut Cap with Rubber Washer

**GCA-JW160-12-91**



# THE DRIVE PERSONAL ACCESSORIES & ENCLOSURES

## The DRIVE Headlight Kits

Customize The DRIVE with these sealed halogen headlights and taillights. The Standard Kit includes headlights, taillights, and side reflectors. The Deluxe Kit includes the Standard Kit, plus LED taillights/brake lights and a Peterson® turn signal switch. The Premium Kit includes the Deluxe Kit, plus upgrades the turn signal switch to the Yamaha automotive style (shown). The Yamaha turn signal switch controls the headlight on/off function and features an integrated horn button. Standard, Deluxe, and Premium PTV Kits also include a horn and horn switch. All kits include all necessary mounting hardware.

*Note: All The DRIVE Electric models require the use of a voltage regulator. The voltage regulator fits '07~'10 JW2 models and, '11~'13 JW9 models. The voltage regulator is included with all Electric model light kits. PTV refers to horn included in headlight kit. PTV headlight kits do not include speed codes.*



Premium PTV Kit Shown



## The DRIVE Electric Cars Premium Headlight Upgrade Kit

Fits '10~'13 The DRIVE Electric PTV Cars with model code JC1

**GCA-JC112-00-PT**

### Complete Headlight Kits

Fits '07~'10 and '11~'13 The Drive Electric cars with model code JW2 or JW9

Standard Kit

**GCA-JW215-01-00**

Standard PTV Kit

**GCA-JW215-01-PT**

Deluxe Kit

**GCA-JW212-01-00**

Deluxe PTV Kit

**GCA-JW212-01-PT**

Premium PTV Kit

**GCA-JW212-10-PT**

## The DRIVE Gas Cars

### Premium Headlight Upgrade Kit

Fits '10~'13 The DRIVE Gas PTV Cars with model code JC0 (2012.5 YDRA PTV EFI requires fuse upgrade)

**GCA-JC012-00-PT**

### Complete Headlight Kits

Fits '07~'13 The DRIVE Gas cars with model code JW1 or JW8

Standard Kit

**GCA-JW115-01-00**

Standard PTV Kit

**GCA-JW115-01-PT**

Deluxe Kit

**GCA-JW112-03-00**

Basic Deluxe Kit (without turn signals)

**GCA-JW112-01-BR**

Deluxe PTV Kit

**GCA-JW112-01-PT**

Premium PTV Kit (shown)

**GCA-JW112-10-PT**

## 2012.5~2013 Headlight Components

When installing Deluxe or Premium headlight kits with brake lights on a 2012.5 or newer The DRIVE (production date December 2011 and later), you must also purchase the new brake light switch components to be used with the complete and upgrade headlight kits. Sold separately.

Stop Pin Spacer

**GCA-82560-00-00**

Stop Switch Bracket

**GCA-82530-00-00**

Brake Stop Switch Assembly

**J50-82530-01-00**

## Replacement Parts for '07~'13 The DRIVE Headlight Kits

*For 2010 and newer The DRIVE PTV models JC0 or JC1, refer to unit's parts catalog.*

35W Clear Bulb (Min. Qty. 10\*)

**GCA-JW112-52-00**

35W Headlight Assy

(includes headlight and bulb)

**GCA-JW110-03-PC**

Turn Signal Bulb (Min. Qty. 10\*)

**GCA-JU011-01-00**

Incandescent Taillight

**JW1-H4514-00-PC**

LED Taillight

**GCA-JW112-61-PC**

Standard and Deluxe Headlight On/Off Rocker Switch

**JU0-H3976-00-00**

Premium Headlight 4-Way Flasher Rocker Switch

**GCA-JW117-21-01**

48V to 12V Regulator Kit

Fits '07~'13

**GCA-JW911-00-00**

Brake Stop Switch Assembly ('07~'12)

**J13-82530-01-00**

Control Unit/Delay Relay

**J42-85590-01-00**

Headlight Bezel LH

**JW6-H4111-00-PC**

Headlight Bezel RH

**JW6-H4311-00-PC**

Taillight Bezel LH

**JW1-H431U-00-PC**

Taillight Bezel RH

**JW1-H4387-00-PC**

Taillight Grommet

**JW1-H4718-00-PC**

Deluxe Turn Signal Switch (Peterson® with White Plugs)

**GCA-JU012-33-00**

Deluxe Turn Signal Switch (Peterson® with Black Plugs)

**JC1-H3976-00-00**

Premium Turn Signal Switch and Module (Yamaha)

**GCA-JW112-41-00**

Premium Turn Signal Switch Rubber Boot

**GCA-JW112-BT-00**





## Yamaha Over-the-Top Enclosures

Designed exclusively for The DRIVE, Adventurer One, Adventurer Two, and Adventurer Fairway Lounge models. Precision engineered for a custom fit for each sun top. Features an over-the-top, trackless style design. Installation is quick and easy with no tracks or hardware to install. No modification or drilling required. Can be installed and removed in minutes. No unsightly tracks when enclosure is removed from car. Can be moved from unit to unit without any hassle. Attaches to front support with wrap around hook-and-loop front sleeves. Securely fastens to bottom of unit with adjustable, hook-and-loop straps. The rear of the enclosure fastens to the underside of the sun top with hook-and-loop straps. Features heat-welded seams between the clear vinyl and side panels. Available in heavy duty, marine-grade, 1300D vinyl or marine-grade, 600D, 100% solution-dyed polyester fabric. Both materials are UV and mildew/mold resistant. Features a limited warranty period of: 1 year for vinyl, 2 years for fabric. Over-the-top enclosures cannot be used with The DRIVE Club Cover (GCA-JW160-14-SD).



Fits '07~'09 The DRIVE cars with  
ClimaGuard Top  
Fabric – Sand  
**GCA-JW165-00-SD**  
Vinyl – White  
**GCA-JW165-10-09**

Fits '10~'13 The DRIVE cars  
with ClimaGuard Top  
Fabric – Sand  
**GCA-JC165-00-SD**  
Vinyl – White (shown)  
**GCA-JC165-00-00**



## Classic Accessories® 4-Sided Over-the-Top Enclosure

Custom fit for The DRIVE golf cars. Fits over the roof and secures with rubberized hooks on the bottom. Features a quick zip-off windshield that can be stored in front pocket. Super-clear windows with easy-zip doors (3 zippers per door). Zippered doors and panels adjust quickly and easily to any weather condition. Keeps golf car clean and dry in storage. Installs in minutes without the need for tools. Deluxe carrying case included. Easy access panel to clubs and rear bag well area. Entire rear panel also rolls up out of the way. Sand-colored, water-resistant material. Includes 3-year limited warranty.

Fits all The DRIVE cars

**GCA-40012-00-00**



Fits The DRIVE with Modern Rear Facing  
Seat (GCA-JW125-03-00) and Yamaha 82"  
Extended Sun Top  
(GCA-JW198-22-00)

Fabric – Sand  
**GCA-JW165-MD-SD** (shown)  
Vinyl – White  
**GCA-JW165-MD-00**  
Fits The DRIVE with Classic Rear Facing  
Seat and 80" Extended Sun Top  
Fabric – Sand  
**GCA-JW165-CL-SD**  
Vinyl – White  
**GCA-JW165-CL-00**  
Fits The DRIVE Concierge® 4 with  
Classic and Rear Facing Seat 116"  
Extended Sun Top  
Fabric – Sand  
**GCA-JD165-CL-SD**  
Vinyl – White

**GCA-JD165-CL-00**  
Fits The DRIVE Concierge 4 without Rear  
Facing Seat and 116" Extended Sun Top

Fabric – Sand  
**GCA-JD165-00-SD**  
Vinyl – White  
**GCA-JD165-00-00**  
Fits The DRIVE Concierge 6 without Rear Facing  
Seat and 130" Extended Sun Top  
Fabric – Taupe  
**GCA-JW165-70-00**  
Vinyl – White  
**GCA-JW165-60-00**  
Fits Adventurer Fairway Lounge  
Fabric – Taupe  
**GCA-JW665-40-00**  
Vinyl – White  
**GCA-JW665-30-00**  
Fits Adventurer One and  
Adventurer Two  
Fabric – Taupe  
**GCA-JW665-20-00**  
Vinyl – Black  
**GCA-JW665-10-00**

**Replacement Straps with J-Hooks**  
White  
**GCA-JW167-00-20**  
Black  
**GCA-JW167-00-10**

# THE DRIVE WINDSHIELDS & STORAGE COVERS



## The DRIVE Windshields

Available in a one-piece or fold-down version, made of high-impact acrylic CYRO® ACRYLITE® Resist™ 55. The DRIVE windshields feature a contoured bottom to hug the front of the vehicle and provide maximum protection from the elements. Mounted with floating rubber grommets which provide a secure fit. The folding windshield has a flexible rubber hinge and special rubber clamps for a secure, quiet fit, and effortless way to store in the folded position. Comes with all necessary stainless-steel hardware. 3-year limited warranty.

One-piece Clear

**JW1-K7200-01-00**

One-piece Tinted (shown)

**JW1-K7200-11-00**

Fold-down Clear

**GCA-JW103-00-00**

Fold-down Tinted (shown)

**GCA-JW103-10-00**

## The DRIVE Windshield Hardware Packs

**JW1-K7200 series**

One-piece

**GCA-JW121-00-00**

Fold-down

**GCA-JW122-00-00**

**GCA-JW103 series**

Fold-down

**GCA-JW103-00-10**

**JW8-K7200 series**

Fold-down

**GCA-JW822-01-00**



## The DRIVE Windshields by Eagle Parts & Products, Inc.

Available in a one-piece or fold-down version, made of high-impact acrylic with impact modifier. The DRIVE windshields feature a contoured bottom to hug the front of the vehicle and provide maximum protection from the elements. Mounted with floating rubber grommets which provide a secure fit. The fold-down windshield has a flexible rubber hinge that has a chemically-bonded weld for superior strength. Press-in rubber latches for the top grip and bottom grip clips for a secure, quiet fit, and effortless way to store in the folded position. Comes with all necessary stainless steel hardware. 3-year limited warranty.

One-piece Clear

**JW8-K7200-00-00**

One-piece Tinted

**JW8-K7200-10-00**

Fold-down Clear

**JW8-K7200-20-00**

Fold-down Tinted

**JW8-K7200-30-00**





### **Classic Accessories® Easy-On Storage Cover**

Storage cover features rear access zipper for easy entry and installation. Rear air vents incorporated in cover to reduce wind lofting and inside moisture. Helps protect golf cars from harsh elements such as sun, weather, and dirt. Includes integrated stuff sack. Tough fabric treated for maximum water resistance and repellency. Elasticized cord in bottom hem for a custom fit. Weather Protected™ fabric won't shrink or stretch.

Universal fit for most golf cars

Standard two person

**GCA-72402-00-00**

(87"L x 45.5"W x 59"H)

Two person forward with rear facing seat

**GCA-74442-00-00**

(106"L x 48"W x 62"H)

Four person forward with rear facing seat

**GCA-40007-00-00**

(138"L x 48"W x 62"H)

Six person forward with rear facing seat

**GCA-40008-00-00**

(170"L x 48"W x 62"H)



### **The DRIVE Storage Cover**

Ultimate protection for The DRIVE golf car. Made of heavy duty, high performance vinyl with Yamaha logo, this cover is custom tailored to fit The DRIVE with ClimaGuard Top. Thermally sealed seams. Industrial grade zipper in rear for ease of installation and removal. Made from 13-oz., 1000D vinyl laminate.

Fits all '07~'13 The DRIVE cars with ClimaGuard Top

**GCA-JW164-00-00**

Fits all '07~'13 The DRIVE cars with ClimaGuard Top and Rear Facing Seat

**GCA-JW164-10-00**

Fits all '07~'13 The DRIVE cars with Yamaha 82" Extended Top and Rear Facing Seat (shown)

**GCA-JW164-20-00**

# ACCENTS & TRIM



## Classic Accessories® Golf Car Seat Cover

Comfortable padded seat covers protect new seats and renew the look of old or damaged seats. Extends the life of your seats—protects against dirt, sun damage, and wear. Machine washable for easy care. Elastic hem and strap system provides a custom fit that works on most golf car seats in minutes. No tool installation. Padded fabric won't shrink or stretch. Durable, water resistant fabric. Universal fit for most golf cars

**GCA-72612-00-00**



## Classic Accessories® Golf Car Seat Blanket

Instant protection from cold or dirty golf car seats. Quickly secures around golf car's hip restraints/arm rests and, when not in use, conveniently folds up into an easy-to-carry pouch. Features one side wipe-clean water-resistant fabric and the back side as quilted plush fleece backing.

Universal fit for most golf cars

**GCA-40010-00-00**



## The DRIVE Kick Plate

Add some additional style to your Yamaha golf car with our 38" custom kick plate. The Yamaha logo is acid etched and the edges are hemmed for a superior finish. Kick plate is made of polished T304 stainless steel to prevent rusting. Kit includes self adhesive tape and plastic end caps. 38"W x 2.67"H

**GCA-JW189-00-00**



## The DRIVE Steering Wheel Kits

The perfect accessory to complement your custom car.

Steering Wheel Kits include Steering Wheel and Wheel Installation Kit: complete step-by-step instructions, a die cast hub, grade-5 hardware, matte black trim pieces, and center cap with Yamaha Tuning Fork logo. Fits all G14~G22, The DRIVE, Adventurer One, Adventurer Two

### a. Formula J Sport Wheel Kit

The Formula J Sport Wheel is a 3-spoke design that has a black molded polyurethane grip with silver anodized spokes. 11-1/2" diameter.

**GCA-JW883-00-KT**

### b. Formula GT Wheel Kit

The Formula GT Wheel is a 3-spoke design that features a two-tone combination. Features gray colored hand-stitched leather-grained vinyl and black perforated grips with black anodized spokes. 13" diameter.

**GCA-JW883-10-KT**

### c. Performance GT Wheel Kit

The Performance GT Wheel is a 3-spoke design that features hand stitched black vinyl grips with black anodized spokes. 13" diameter.

**GCA-JW883-20-KT**

Steering Wheel Installation Kit Only (not shown)  
Includes black aluminum hub and mounting bolts.

**GCA-JW883-00-10**





### '10~'13 The DRIVE Stereo Console with Speakers

Black roto-molded, foam-insulated, double-wall plastic construction is a perfect complement to existing vehicle body lines. Easy installation – mounts underneath vehicle roof to front supports with stainless steel hardware and mounting plate. Includes two pre-wired 6-1/2", 100-watt, marine-grade speakers. Stereo not included. Accommodates a wide range of stereos with a single DIN opening of 2-1/8" x 7-1/8"; we recommend using our marine-grade stereo components shown on page 26.

Fits '10~'13 The DRIVE cars with ClimaGuard Sun Top

**GCA-JW191-10-00**



Shown on '07~'09 ClimaGuard Top

### '07~'09 The DRIVE Stereo Console with Speakers

Black roto-molded, foam-insulated, double-wall plastic construction is a perfect complement to existing vehicle body lines. Easy installation – mounts underneath vehicle roof to built-in mounting points on sun top with stainless steel hardware. Includes two pre-wired 5", 40-watt, marine-grade speakers. Stereo not included. Accommodates a wide range of stereos with a single DIN opening of 2-1/8" x 7-1/8"; we recommend using our marine-grade stereo components shown on page 26.

Fits '07~'09 The DRIVE cars with ClimaGuard Top, '07~'13 The DRIVE cars with the Yamaha 82" Extended Top (GCA-JW198-22-00)

**GCA-JW191-00-00**



Shown on 82" Extended Top (GCA-JW198-22-00)



Carbon Fiber Print version shown with optional two-cup utility beverage holder (JW6-K835E-00-00)



### Beverage Holder

Use this to replace your four-cup beverage holder with this two-cup utility style beverage holder.

Fits all The DRIVE cars

**JW6-K835E-00-00**

### Dash Skin with Lockable Glove Box Doors

Easy installation – simply snaps over existing dash panel, and secures with supplied hardware. Lockable glove box doors on left and right side. Factory fit and finish. Fits all The DRIVE cars, Adventurer One, Adventurer Two

Black

**GCA-JW192-00-00**

Wood Grain Print

**GCA-JW192-10-00**

Carbon Fiber Print

**GCA-JW192-20-00**

Replacement Lock  
(not shown)

**GCA-JW192-10-20**

Replacement Key CH751

**GCA-JW192-10-30**

# THE DRIVE ACCESSORIES



The Drive 82" Suntop Skin Only  
**GCA-JW198-20-00**

## The DRIVE 82" Suntop for Rear Facing Seat Kit

Roto-molded canopy helps protect your passengers from sun and rain. Uses the standard top drain tubes. Suntop kit includes mounting hardware, drain tubes, heavy duty front and rear uprights, grommets, and seals.

Fits all The DRIVE cars with The DRIVE Rear Facing Seat Kit (GCA-JW125-03-00)  
**GCA-JW198-22-00**

## The DRIVE Rear Facing Seat Kit

Precision engineered for a custom fit and stock quality. Rear seats contoured to match front seats and feature thick density foam for maximum comfort. This rear facing seat is wide and large with a 14-gallon storage trunk, designed to carry up to 25 lb. It has a large, easy to reach rear handle to provide comfort. Features a large platform for easy boarding with an abundance of leg room. Powder coated for durability. Completely bolt-on with no modifications required. Textured finish for added safety and durability (resists scuffing) and includes a welded solid frame for strength. Seat back and arm rest supports feature sleeved connections to add sturdiness and a clean fit. A bar welded to the frame provides a handhold for boarding and riding and a foot barrier is integrated into molded platform. Kit includes the required heavy-duty shocks. Cushions and metal components carry 1-year limited warranty, and the plastic floorboard carries a 3-year limited warranty.  
**GCA-JW125-03-00**



## Replacement Parts

Seat Bottom

**GCA-JW125-41-00**

Seat Back

**GCA-JW125-42-01**

Seat Back Cover

**GCA-JW125-24-00**

Molded Platform

**GCA-JW125-22-00**

Trunk Assembly

**GCA-JW125-23-00**

RFS Metal Components

**GCA-JW125-29-00**

Pad for Left Side Support

**GCA-JW125-61-00**

Pad for Right Side Support

**GCA-JW125-62-00**

Heavy Duty Shock

Use only on cars equipped with Rear Facing Seat Kit (GCA-JW125-03-00). (Sold individually.)


**JR6-F2210-00-00**

Trunk Drain Plug

**GCA-JW125-63-00**

Hardware Kit

**GCA-JW125-11-00**



## The DRIVE Storage Trunk

Black roto-molded medium density polyethylene construction is a perfect complement to existing vehicle body lines. All stainless steel and aluminum hardware is easy to install, requiring no modification to vehicle. 2.2 cubic feet of storage capacity. Key-lockable latches for secure storage of contents. Mounting hardware included.

Fits all The DRIVE cars  
**GCA-JW194-00-00**



## Replacement Latch

(includes 2 keys)

**GCA-JW194-31-00**

## The DRIVE Rear Facing Seat Kit (GCA-JW125-03-00) Supports Only

13 GA 82" Top Front Support

**GCA-JW198-43-00**

13 GA 82" Top Rear Support

**JW1-K8313-01-00**

13 GA 116" Eagle Top Left Rear Support

**GCA-JW198-45-00**

13 GA 116" Eagle Top Right Rear Support

**GCA-JW198-46-00**





### The DRIVE Rubber-Backed Floorboard Carpet Kit

This extremely durable floorboard carpet features an embroidered Yamaha logo. It is made of an all-weather material that is sun, water, and salt-resistant. UV rays will not fade the carpet or logo. It is mold, mildew, and stain resistant, too. Easy to clean with mild detergent, yet tough enough to clean with a pressure washer when necessary. Made with skid-resistant rubber backing. Computer cut for a perfect fit. Includes front passenger compartment and rear bagwell carpet set.



Fits '07~'10 The DRIVE cars with non-divided bagwell

- a. Taupe (shown)  
**GCA-JW162-00-TP**
- b. Gray  
**GCA-JW162-00-GY**
- c. Black  
**GCA-JW162-00-BK**

Fits '10~'13 The DRIVE cars with divided bagwell

- a. Taupe  
**GCA-JW162-30-TP**
- b. Gray  
**GCA-JW162-30-GY**
- c. Black  
**GCA-JW162-30-BK**



### The DRIVE Floorboard Carpet Kit

This durable floorboard carpet features an embroidered Yamaha logo. It is made of an all-weather material that is sun, water, and salt-resistant. UV rays will not fade the carpet or logo. It is mold, mildew, and stain resistant. Easy to clean with mild detergent, yet tough enough to clean with a pressure washer when necessary. Computer cut for a perfect fit every time. Includes front passenger compartment and rear bagwell carpet set.

Fits '07~'10 The DRIVE cars with non-divided bagwell

- a. Taupe (shown)  
**GCA-JW162-10-TP**
- b. Gray  
**GCA-JW162-10-GY**
- c. Black  
**GCA-JW162-10-BK**



### The DRIVE Concierge Rubber-Backed Mid-Body Carpet

Designed to be an exact match to The DRIVE Rubber-Backed Floorboard Carpet Kit. The part number shown below is for the individual piece that goes on the floorboard between the mid-body and rear body. Features skid-resistant rubber backing.

Fits all The DRIVE Concierge cars

- a. Taupe  
**GCA-JD162-00-TP**
- b. Gray (shown)  
**GCA-JD162-00-GY**
- c. Black  
**GCA-JD162-00-BK**

### The DRIVE Concierge Mid-Body Carpet

Designed to be an exact match to The DRIVE Floorboard Carpet Kit. The part number shown below is for the individual piece that goes on the floorboard between the mid-body and rear body.

Fits all The DRIVE Concierge cars

- a. Taupe  
**GCA-JD162-10-TP**
- b. Gray  
**GCA-JD162-10-GY**
- c. Black  
**GCA-JD162-10-BK**



# THE DRIVE ACCESSORIES & MIRRORS



## **The DRIVE Club Clean™ Gorilla Mats™**

Custom fit protective golf car floor mat is lightweight, made from 8mm of natural rubber. Protects factory mat. Integrated channels for water, dirt, and turf. Easy to clean.

Fits all The DRIVE cars

**GCA-CCGMY-AM-DR**



## **Side Mirror Kit**

Side mirror mounts to the sun top uprights. Made of durable black automotive ABS. Installs in minutes. Large 4" x 6" glass mirror.


Fits any golf car with flat 1"-square mounting surface

Driver Side

**GCA-JW681-30-00**

Passenger Side

**GCA-JW681-40-00**



## **CIPA Suction Cup Mirror**

No holes to drill, no tools required, no scratching! Attaches to any clean, smooth, non-porous surface. Dash, console, or windshield mount. Fully adjustable 4" x 8" mirror.

**SBT-11050-00-10**





### **CIPA Ellipse Mirror**

4" x 11" multi-lens mirror features one stationary and two adjustable lenses, also has a ball and socket tension adjustment knob that will keep the mirror where you position it. CIPA's windshield frame bracket will mount to rectangular or round-top mounting surface 3/8" to 1-1/4".

**SBT-20020-00-10**



### **CIPA Universal Mirror**

A truly universal 7" x 14" mirror. Features a ball-and-socket tension adjustment knob that will keep the mirror where you position it. Bracket will mount to rectangular or round-top mounting surface from 3/8" to 1-1/4".

**SBT-20000-00-10**



### **5-Panel Mirror Kit**

See everything going on behind you with this sleek style 5-panel rear view mirror kit. Includes all necessary mounting hardware.

Fits all The DRIVE cars, Adventurer One, Adventurer Two

**GCA-JW680-00-00**



### **Puddle Blocker™ Parking Pad**

Prevent stains from ruining your garage floor. The poly fibers will soak up fluid spills while the poly film backing will keep them off the floor. Made in the U.S.A. Mat is 5' x 8.5'.

Gray

**GCA-JW299-30-00**



# SUN TOPS & WINDSHIELDS



## Ergo-Shade Sun Top

Injection-molded canopy helps shield riders from sun and rain. Features ergonomically designed inboard handles, universal mounting points for GPS, and an attachment flange for an information holder. Includes sun top supports and all required hardware (GPS).

Fits '03~'07 G22 golf cars

Ivory

**JU0-K8310-00-SG**



## One-Piece Windshield

This one-piece full windshield is constructed of high-impact acrylic plastic. Easily mounts using virtually squeak-proof clips. Easy to remove for storage.

Fits '96~'02 models with JN3 top

Clear

**JN3-K7200-01-00**



## Folding Windshield

This folding windshield is constructed of high-impact acrylic plastic and available in either clear or tinted. Features a stainless steel rod and piano hinge for reliability and durability. Easily mounts using virtually squeak-proof clips.

Fits '03~'07 models with JU0 top

Clear

**JU0-K7200-22-00**

Tinted

**JU0-K7200-32-00**

Fits '96~'02 models with JN6 top

Clear

**JN6-K7200-22-00**

Fits '96~'02 models with JN3 top

Clear

**JN3-K7200-22-00**






## **U-MAX Electric Bed Lift**

(Not shown)  
Fits G23 and G28 Gas models  
**GCA-JU621-00-00**

### **Replacement Parts**

Actuator Hitch Pin Clip  
**GCA-JU622-00-00**  
Actuator Clevis Pin  
**GCA-JU623-00-00**  
Actuator Wire Harness  
**GCA-JU624-00-00**  
Actuator Mount Bracket  
**GCA-JU625-00-00**  
Actuator Hardware Kit  
**GCA-JU626-00-00**  
Actuator Carling Switch  
**GCA-JU627-00-00**  
Lift Actuator Only  
**GCA-JU627-00-01**  
Actuator Relay  
**GCA-JU628-00-00**



## **U-MAX Windshield**

Constructed of extra-thick, 6mm polycarbonate, with a special coating that helps provide abrasion and UV-resistance for added durability and weather resistance.

Fits all U-MAX models

Folding, Clear

**GCA-JU501-00-00**

Folding, Tinted

**GCA-JU501-TN-T0**

Solid, Clear

**SSV-JW503-00-00**

### **Replacement Parts**

Folding Windshield Hardware

**GCA-JU501-21-00**

Rubber Upper Clips

**ACC-CCGLU-ES-ET**



## **U-MAX Sun Top**

Provides shade from the sun. Made of high-density polyethylene. Mounts to Sun Top Frame (sold separately).

Fits all U-MAX models

Black

**SSV-JW597-00-00**



## **U-MAX Sun Top Frame**

Durable powder-coated steel frame with e-coating for added corrosion protection. Includes front support, right and left rear supports, crossbar, and all necessary hardware.

Black

Fits G23 and G28 U-MAX Medium Duty I and II

**SSV-JW599-00-00**

Fits G27 U-MAX Light Duty

**SSV-JW499-00-00**

# WHEELS & WHEEL COVERS



## **12" 5-Spoke Alloy Wheel**

Includes mounted 30-series low-profile tire, chrome acorn lug nuts, valve stem, and center cap. Radial tires for a smooth and comfortable ride. Machined finish.

(Sold individually.)

Fits all Yamaha models

Driver Side

**GCA-JW156-30-00**

Passenger Side

**GCA-JW156-20-00**



## **12" 14-Spoke Alloy Wheel**

Includes mounted low-profile tire, chrome acorn lug nuts, valve stem, and center cap. Machined finish.

(Sold individually.)

Fits all Yamaha models

**GCA-JW157-01-00**



## **10" 14-Spoke Alloy Wheel**

Includes mounted low-profile tire, chrome acorn lug nuts, valve stem, and center cap. Machined finish.

(Sold individually.)

Fits all Yamaha models

**GCA-JW152-01-00**



## **10" 4-Spoke Alloy Wheel**

Includes mounted low-profile tire, chrome acorn lug nuts, valve stem, and center cap. Machined finish.

(Sold individually.)

Fits all Yamaha models

**GCA-JW153-01-00**

## **Alloy Wheel Replacement Parts**

(Not shown)

Lug Nut, 12 x 1.25, Chrome

(Available in sets only; order 4 for full set.)

**GCA-JW152-00-LN**

Center Cap with Emblem (Sold individually.)

**GCA-JW152-00-CC**

Valve Stem, Chrome (Sold individually.)

**GCA-JW152-00-VS**

Emblem for Center Cap (Available in sets only; order 100 for full set.)

**GCA-JW151-00-00**

Thin Wall Socket Adapter (Sold individually.)

**GCA-JW156-10-00**





### **NEW! 12" 14-Spoke Limited Edition Alloy Wheel**

Includes mounted low-profile tire, chrome acorn lug nuts, valve stem, and center cap. Limited Edition machined finish with black accents.

(Sold individually.)

Fits all Yamaha models

**GCA-JW157-11-00**



### **The DRIVE Fender Flare Set**

Black injection-molded plastic construction. The perfect complement to existing vehicle body lines. Adds styling and additional protection from water, mud, and debris. Mounting hardware included.

Fits all The DRIVE cars

**GCA-JW154-00-00**

### **Replacement Rivet Set**

(18 pieces)

**GCA-JW154-51-00**



### **Yamaha Wheel Covers**

Look good while you're mastering the course with these sleek automotive-look Yamaha wheel covers.

#### **Single Car Set**

(Available in sets only; order 4 for full set.)

**a. Brushed Aluminum (shown)**

**JN6-F512M-SM-00**

**b. Chrome**

**JN6-F512M-C0-00**

#### **Fleet Set**

(Must use quantity 88 when ordering, enough for 22 cars.)

Brushed Aluminum

**JN6-F512M-SM-BU**



### **The DRIVE Wheel Covers**

Exclusive to Yamaha. Yamaha wheel covers have the familiar classic look as previous wheel cover, with a host of improvements. New clip retention system that doesn't scratch your rim while being installed. Stem hole protection system to help protect the valve stem from damage. Upgraded chrome plating process that improves retention and coverage. Made in the U.S.A.!

Fits all models with stock 8" wheels

Single Car Set

(Available in sets only; order 4 for full set.)

**a. Chrome**

**GCA-JW950-10-00**

**b. Silver Metallic**

**GCA-JW950-00-00**

**c. Sandstone Metallic**

**GCA-JW950-20-00**

#### **Fleet Set**

(Must use quantity 64 when ordering, enough for 16 cars.)

Chrome

**GCA-JW950-10-BU**

Silver Metallic

**GCA-JW950-00-BU**

Sandstone Metallic

**GCA-JW950-20-BU**

# MISCELLANEOUS ACCESSORIES



## Battery Tender® Waterproof 800

This compact 800 mA battery charger has all the charge characteristics of its cousin, the Battery Tender® Junior. It incorporates highly efficient surface mount technology electronic components. The interior is completely encapsulated, protected from shock, vibration, and moisture by an electrically insulating, thermally conductive, flame retardant, synthetic epoxy resin compound. It's tough, affordable, and a strong, innovative battery charging solution. This charger is no larger than a standard computer mouse yet packs 800 milliamps of pure constant current charging power. Coupled with a brain (IC chip), the charger will constantly monitor, charge, and then maintain your battery – even while totally submersed under water! Perfect for all outdoor types of ATVs, watercraft, motorcycles, boats, or anywhere water is a threat. Charges 12V @ 800 mA. For use with 12V Gas Cars.

**SBT-BTWP8-00-11**



## Battery Tender® Plus

Fully charges and maintains battery at proper storage voltage. Temperature compensation. Powder-coated aluminum chassis. Built-in 72-hour timer will protect a marginal battery from overcharging. Charges as fast as 3-amp charger using only 1.25 amps. Reverse polarity protected. Complete 3-step charging program. Charges standard, AGM, and gel batteries. Quick-connect harness.

For use with 12V Gas Cars.

**ACC-CHGBT-TN-12**



## Battery Tender® Junior

Lightweight and compact for the hard-to-fit spots. Fully charges and maintains battery at proper storage voltage. Temperature compensation. Powder-coated aluminum chassis. Charges as fast as 1.25-amp charger using only 0.75 amps. Reverse-polarity protected. Complete 2-step charging program. Charges standard and AGM batteries. Quick-connect harness and a 12-foot output cord. For use with 12V Gas Cars.

**ACC-CHGJR-BT-12**



## OptiMate® 4 Battery

A truly diagnostic 0.8 amp battery optimizer for 12V lead-acid batteries (sealed maintenance-free, gel, or filler caps). The microprocessor-controlled OptiMate® 4 can save neglected batteries and is even more effective with its new dual-stage "Recovery" and "Turbo Recovery" desulfating action. Sealed waterproof enclosure is ideal for snowmobiles, watercraft, and golf cars and also has special cables and bushings for ultra-cold temperatures down to -40° F. New shape includes wall mounts, and now shows current display, hourly testing with easy to identify results, plus 24/7 maintenance. Recommended for all 12V lead-acid batteries up to 75Ah.

For use with 12V Gas Cars.

**DBY-ACC51-70-01**

Replacement Battery Clamps Connection Set

**ACC-OPTIM-3P-CL**

Replacement Fused Eyelet Connection Set

**DBY-ACC56-23-81**



## 20-Foot Jumper Cables

These jumper cables are big on charging power: 150 amps. Heavily insulated 12-gauge wire. The extra long, 20' length provides enough reach for any condition. Stow them in the convenient snap storage case provided. These cables feature rust-free clamps with extra-long vinyl grips to minimize the chance of shorting. Don't leave the garage without these cables!

**SBT-JC200-00-09**



## Compact Jumper Cables

Made of insulated, heavy-duty 10-gauge copper wire. Compact size and high amperage capacity make these perfect for many applications. Compatible with all 6- and 12-volt systems. 10' length.

**MAR-JUMPR-CA-BL**





## Off-Board Tow System

Designed specifically for the Yamaha models listed below.

Front Pivot Assembly

The DRIVE

**GCA-JW186-00-00**

Rear Hitch

Fits all Yamaha models

**JU0-F3802-00-00**

Tow Bar

(not shown)

Fits all Yamaha models

**JU0-F389J-00-00**



## Replacement Parts

The DRIVE Tie Rod Only

**GCA-JW186-11-00**

Outer Universal Joint

**JN6-23841-10-00**

Inner Universal Joint

**JN6-23845-10-00**



## DPI® Charger

(Not shown)

Requires replacement of Guide on electric The DRIVE and Adventurer models (sold separately).

Fits the Yamaha G22, The DRIVE, and Adventurer

**JU2-H2107-20-00**

## Replacement Parts

AC Cord

**GCA-JU271-00-00**

Cord Strain Relief

**GCA-JU272-00-00**

Rubber Feet (set of 4)

**GCA-JU273-00-00**

Printed Circuit Board

**GCA-JU276-00-00**

DC Cord Assembly

**GCA-JU277-70-00**

AC Relay Kit

**GCA-JU278-00-00**

## Guide

(Not shown)

Used to cover receptacle on 2007~2010

The Drive Electric models. Accepts 2-prong DPI® or MAC® chargers.

**JN4-K827A-00-00**

Accepts both 2-prong DPI® and MAC® or 3-prong Moric™ chargers.

**JW2-K827A-10-00**



## 10-Pack Fleet Numbers

Fleet numbers are available in multi-packs to sequentially label 10 cars (packed in pairs). The part number includes the multiple of 10 for each particular series (up to 200). 3-year limited warranty included.

See the following examples:

Fleet #1~10

**GCA-JU081-01-KT**

Fleet #11~20

**GCA-JU081-02-KT**

Fleet #51~60

**GCA-JU081-06-KT**

Fleet #91~100

**GCA-JU081-10-KT**

Fleet #191~200

**GCA-JU081-20-KT**

## Individual Car Fleet Numbers

Numbers for cars are available from 1 to 200 (sold in pairs). The number desired is included at the end of the part number. 3-year limited warranty included.

See the following examples:

Fleet #1

**GCA-JU082-00-01**

Fleet #2

**GCA-JU082-00-02**

Fleet #3

**GCA-JU082-00-03**

Fleet #50

**GCA-JU082-00-50**

Fleet #100

**GCA-JU082-01-00**

Fleet #150

**GCA-JU082-01-50**

Special Order

**GCA-JU082-00-SP**

# STREAMLINE & PERFORMANCE LIGHT KITS



## Streamline Headlight Kit

Add this sleek, stylish design headlight kit for customization and function. The Standard Kit includes headlights, taillights, and side reflectors. The Deluxe Kit includes Standard Kit plus turn signals and brake lights. Standard and Deluxe PTV Kits also include a horn and horn switch. The Supreme Kit is a Deluxe Kit with a random-keyed switch that operates the lights. All kits include all necessary mounting hardware.

*All 48V Electric kits include the required voltage regulator.*

### 48V Electric Cars

(G19E and G22E cars)

Standard Kit

**GCA-JU215-00-00**

Standard PTV Kit

**GCA-JU215-00-PT**

Deluxe Kit

**GCA-JU212-00-00**

### 36V Electric and Gas Cars

(G14E, G14A, G16E, G16A and G22A cars)

Standard Kit

**GCA-JU015-00-00**

Standard PTV Kit

**GCA-JU015-00-PT**

Basic Deluxe Kit

(without turn signals)

**GCA-JU012-00-BR**

Deluxe Kit

**GCA-JU012-00-00**

Deluxe PTV Kit

**GCA-JU012-00-PT**



## PIAA® LP 530 LED Light Kits

PIAA® LP530 LED 3-1/2" fog and driving lamps feature exclusive reflector-facing LED bulbs and a geometrically-perfect reflector to provide precise beam control and increased output compared with ordinary halogen bulbs. The LED bulbs are much more durable than halogen bulbs, provide more output, and consume far less power. Available in true fog and long range driving beam patterns. Uses two 3W LED, 6000K bulbs. Cast aluminum housing with polycarbonate lens. Kit includes two lamps, pre-wired harness with fuse, and switch.

LP530 LED Fog Light Kit 70° Beam

**DBY-ACC56-24-05**

LP530 LED Driving Light Kit 30° Beam

**DBY-ACC56-24-06**



## PIAA® 520 ATP Xtreme White Plus Series 55W/110W

The ultimate off-road beam pattern, powered by PIAA's® proprietary All-Terrain Pattern (ATP) technology that delivers a beam with the perfect combination of height, width, and distance. Black stamped-steel housing with 6" (159mm) glass lens. 12V 55W H3 Xtreme White Plus bulbs. Kit includes two lamps with grilles and pre-assembled wiring harness with relay and switch.

Fits all utility models

ATP 40° Beam

**SSV-0SS56-50-21**





### **Super White Performance Lighting Kits**

#### **PIAA® 510 Series 35W/60W**

High-performance 100mm (3.9") diameter round light kit. 12V 35W H3 Xtra Super White bulb. Includes lamps, wiring, and switch.

Fits all utility models  
Long Range 30° Beam

**ABA-73514-00-00**

Wide Beam 60° Beam

**ABA-73510-00-00**



### **PIAA® 360 X 4 Universal Brackets**

Single clamp system with infinite adjustability – redefines universal! The new 360 x 4 Universal Bracket is named for the fact that the light mounting base can be rotated 360° and fits four different bar sizes. Mount lights to any 7/8" to 1-1/4" bar. Simply slip in one of the three inserts provided and you have the size you need. With 360° adjustability, you can mount lights onto just about any angle bar on whatever vehicle you own. Machined from solid billet aluminum for strength and powder-coated for rugged wear and long life.

Black Bracket Set (Set of 2.)

Universal

**DBY-ACC56-24-07**



### **PIAA® Harness Extensions**

Allow mounting of PIAA 510 Series lights to a wider range of locations.

81" length

**SSV-5UG13-10-00**



### **PIAA® Mounting Clips**

Allows mounting of PIAA 510 Series lights to both 1.5" and 1.75" diameter tubes.

Black

**SSV-5UG12-00-00**



### **PIAA® L-Bracket Bar Clamps**

These PIAA L-Brackets are lightweight, strong, easy-to-install, and attractive. Designed to mount practically any PIAA light to anywhere you have a bar. Available in multiple sizes. (Sold in pairs.)

Black

7/8"

**SSV-OSS56-50-26**

1"

**SSV-OSS56-50-27**

1-1/8"

**SSV-OSS56-50-28**

1-1/2"

**SSV-OSS56-50-29**

1-3/4"

**SSV-OSS56-50-30**

# METERS & ELECTRICAL ITEMS



## Battery Energy Meter

Monitors battery state-of-charge. LED display and includes instructions. Additional wiring is necessary for installation. Wiring not included.

Fits all Yamaha Electric Models

48V

**JR1-H351C-10-00**

36V

**JN8-H351C-00-00**



## The DRIVE PTV Battery Energy Gauge Upgrade

Monitors battery state-of-charge. LED display and includes instructions. Installs in dash in factory location. Plugs directly into the PTV main harness. No additional wiring is necessary.

Fits '10~'13 The DRIVE PTV Electric with model code JC1

48V

**JW2-H351B-00-00**



## Hour Meter Kit

Keep track of engine running time with this quick-to-install OEM Hour Meter kit. Comes complete with meter and harness that integrates with the stock wire harness.

Fits Adventurer One, Adventurer Two; also fits (with slight modification for fit) gas-model The DRIVE and U-MAX

**GCA-JW613-00-00**



## Standard Hour Meter

A must-have for logging time on your Yamaha engine. Hour meter function only (no service alerting function). Installs in minutes and is mounted in the engine compartment.

Fits all Yamaha two-stroke and four-stroke gas models

**ENG-HOURS-00-00**



## Deluxe Hour Meter

Yamaha's Engine Meters help you keep track of your engine's operating hours. The Deluxe Engine Meter includes pre-programmed service intervals at 10 hours (initial) and every 50 hours thereafter. A flash alert displays for a 2-hour period upon reaching the specified interval. Four-stroke version includes hour meter and tachometer functions.

Fits all Yamaha gas models

4-Stroke

**ENG-METER-4C-01**

2-Stroke

**ENG-METER-2C-01**





### **12V-48V Hour Meter**

Yamaha's Engine Meters help you keep track of your golf car's operating hours. Hour meter function only (no service alerting function). Includes installation instructions. Wiring not provided.

Universal Fit for most 12V-48V electrical systems

**JN6-H351C-00-00**



### **RAM® Rubber Spotlight**

Features 70,000 candle power sealed-beam bulb in a durable, weather-resistant rubber housing. Includes the deluxe RAM® mounting system, 10' coiled cable, and a 12V plug/ receptacle system.

Fits all models with 12V receptacle

**ABA-2HR35-10-00**



### **1 Million CP 12-Volt Handheld Spotlight by Optonics®**

Glare-free marine 55-watt quartz halogen spotlight. 10' coil cord. Push button switch.

Fits all models with 12V receptacle

**SBT-QH101-00-09**



### **12V Accessory Plug and Receptacle Kit**

Corrosion-resistant, marine-grade construction.

The plug features an LED indicator light, patented moisture-resistant sealing ring, strain relief, and an internal 10A fuse. The receptacle includes a water-resistant sealing cap, and can be installed from the front using the included mounting plate, or from the rear using the locking ring. The plug and receptacle feature a special locking system that holds the two tightly together.

Complete Kit

**ATV-12VPK-00-KT**

12V Accessory Plug only

**ATV-12VPG-00-PL**

12V Accessory Receptacle only

**ATV-12VPC-00-RC**

# AUDIO



## Milennia AM/FM CD Receiver

This receiver/controller has 180 total watts (4x45), pre-outs, ESP (Electronic Shock Protection), rotary encoder, portable media ready, SD®, USB, and Aux-in, bass/treble, balance control, electronic volume, random/repeat play, intro scan, beep-tone support, detachable control panel. Marine-spec unit stands up to the weather. Installation size: 7-1/8"W x 2-1/8"H x 6-3/4"D, overall size: 7-3/8"W x 2-1/4"H x 7-3/4"D. (FM antenna sold separately, MAR-ANTEN-NA-02.)

**GCA-MILMR-38-00**



## Milennia AM/ FM/ Portable Media Receiver

This receiver controller has 160 total watts (4x40), pre-outs, rotary encoder, portable media ready, front USB and aux-in, bass/treble, balance control, electronic volume, random/repeat play, beep-tone support, detachable control panel. Installation size: 7-1/8"W x 2-1/8"H x 4-1/4"D, overall size: 7-3/8"W x 2-1/4"H x 5-1/8"D. Marine-spec unit stands up to the weather. Professional installation recommended. (FM Antenna sold separately, MAR-ANTEN-NA-02.)

**GCA-MILMR-60-00**



## Aquatic AV™ Head Units

- Double-sealed front covers (IP66)
- 50W x 4 power output
- AM / FM
- XM® / Best of Sirius®-Ready
- Dual Zone feature
- 2-position dimmer
- Aux audio input
- iPod® input (with full on-screen navigation)
- 2 x 12V triggers
- FM antenna sold separately, MAR-ANTEN-NA-02.

### iPod Version

- Easy to connect to all iPod versions without adapters
- Full iPod functionality

Black

**SBT-AQIP3-BM-10**



## JBL® MR-18 Sirius®-Ready AM/FM/CD Receiver

Sirius®-ready. 180 watts (45 x 4) peak. Waterproof face. 2 pairs of line output terminals. iPod-ready with aux in. Flip-down face. Electronic shock protection. Unique two-line display. Rotary encoder multi-control. Wired remote ready. Bass/treble/balance controls. Preamp fader control. Electronic volume control. Volume attenuator. Random/repeat play. Intro scan. Beep-tone support. Detachable control panel with carrying case. Overall size: 7 3/8"W x 2 1/4"H x 7 3/4"D. Rugged marine-spec unit stands up to the weather. Professional installation recommended. Sirius® Satellite Receiver and wired Remote Control each sold separately (see page 27). FM Antenna sold separately, MAR-ANTEN-NA-02.)

**MAR-JBLMR-18-11**





### **Milennia MA100 Speaker/Amp Package**

Milennia speaker package includes a Milennia MA-100 amp that features fully marinized circuit boards to keep salt and corrosion away from the critical circuit path and an onboard high/low filter. The MA-100 amp is great for adding another pair of speakers. 45 Watts, 20W RMS.

Overall amp size: 4 3/8"L x 3 3/16"W x 1-9/16"H

Includes two Seaworthy® 5582 5" 75-watt weatherproof speakers. Speakers feature a 5 oz. magnet and 1" tweeter.

Includes a 72" mini plug that connects to the amplifier and features an AUX input that will accept any source of music through a mini DIN plug stereo connection.

Overall speaker size: 5 3/4"W x 2 1/2"D x 5 3/4"H

**GCA-MA100-00-00**



### **External MP3/AUX Mini DIN Jack**

For use with Yamaha Golf Cars that are equipped with the JBL® Marine Stereo. You can mount this auxiliary input jack to your dash, and listen to music from a portable source through your Yamaha Golf Car stereo system. It will accept any source of music through a mini DIN plug stereo connection. (6' Long Cable)

**MAR-JBLAU-X1-00**



### **JBL® REM45 Remote Control with Digital Display**

This digital display remote is weatherproof with sealed tack switches and a silicone-rubber membrane with backlighting.

The 2-line display matches the radio and displays Sirius® text for artist, song, channel name, and category information. Using the select button you can adjust bass, treble, fader, and balance. Professional installation recommended. Compatible with most Sirius®-ready JBL® receivers. Installation size:

4"W x 2-1/4"H x 3/4"D.

**SBT-JBLRM-42-07**



### **External Antenna**

(Not shown)

Plugs directly into receiver unit to acquire AM/FM radio signals.

**MAR-ANTEN-NA-02**

# ADVENTURER ACCESSORIES



## Adventurer Dual Work Light Bar Kit

This rugged work light bar mounts to the Adventurer Sun Top (GCA-JW690-00-00, sold separately) using existing mounting holes. Comes with two 55-watt halogen work lights, mounting bar, and necessary hardware to mount the lights to the bar. Wiring is not included.

Fits Adventurer One and Adventurer Two (with Adventurer Sun Top)

**GCA-JW611-00-00**



## Adventurer LED Amber Strobe

Increase visibility to those around you with this LED flashing strobe. The strobe flashes 100 times per minute. LEDs use 1/4 the power of a standard strobe, putting less drain on batteries and other power sources. LEDs are a long-life, reduced-cost solution to frequent replacement of flash tubes. Electronics are fully potted to provide protection against the elements and vibration. Dual LEDs provide extra visibility. Single flash pattern. Kit comes complete with steel mounting bracket and hardware to mount the strobe to the bracket. Voltage Amp: 12 V, 0.13 amp, 1.5 watt, 10-80 VDC.

Fits Adventurer One and Adventurer Two (with Adventurer Sun Top)

**GCA-JW610-00-00**



## Adventurer Sun Top

Provides shade from the sun. Mounts with durable powder-coated steel frame.

Fits Adventurer One and Adventurer Two

Black

**GCA-JW690-00-00**



## Fender Kit

Add a more muscular look to your Adventurer One with this front fender flare kit from the Adventurer Two. All necessary mounting hardware is included.

Fits Adventurer One

**GCA-JW661-00-00**



## Adventurer Premium Light Kit Upgrade

This Custom Premium light upgrade kit adds brake lights, turn signals, and 4-way flashers.

Fits Adventurer One (gas only)

**GCA-JW612-00-00**



## 5-Panel Mirror Kit

See everything going on behind you with this sleek style 5-panel rear view mirror kit. Includes all necessary mounting hardware.

Fits all Adventurer One, Adventurer Two, and The DRIVE cars

**GCA-JW680-00-00**





### **Yamaha 2500 lb. Winch by WARN®**

Powerful 2500 lb. load limit. Features include a sliding pin and ring gear clutch, 3-stage planetary gear train, a 154:1 gear ratio, roller disc brake, a mini-rocker switch, heavy-duty electrical contactor, color-coded 8-gauge wiring, 50 feet of aircraft-quality galvanized steel cable, hook and strap, roller fairlead, an ignition-activated wiring system, and a mount with mounting hardware. Winch Kit includes Winch Assy. (ABA-43P69-00-08) and Universal Wiring Kit (ABA-5FU69-30-08).

Fits Adventurer One, Adventurer Two, and The DRIVE with optional Front Brush Guard (GCA-JW620-00-00)

**ABA-5FU69-20-08**



### **Trackless Over-the-Top Enclosure**

See pg. 7 for more information.

Fits Adventurer One and Adventurer Two

Fabric - Taupe

**GCA-JW665-20-00**

Vinyl - Black (shown)

**GCA-JW665-00-00**



### **Adventurer and The DRIVE Front Brush Guard Kit Without Winch Mount**

Add a more muscular look to the front of your Adventurer or The DRIVE. Made of 3/16" steel, 1" round tubing and 1-1/2" round tubing. Powder-coated for protection.

**GCA-JW620-10-00**



### **Adventurer Windshields**

Available in a one-piece or fold-down version, made of high-impact acrylic CYRO® ACRYLITE® Resist™ 55. Adventurer windshields feature a contoured bottom to hug the front of the vehicle and provide maximum protection from the elements. Mounted with floating rubber grommets which provide a secure fit. The folding windshield has a flexible rubber hinge and special rubber clamps for a secure, quiet fit, and effortless storage in the folded position. Comes with all necessary stainless-steel hardware. 3-year limited warranty.

One-piece Clear (shown)

**JW1-K7200-01-00**

One-piece Tinted

**JW1-K7200-11-00**

Fold-down Clear

**GCA-JW103-00-00**

Fold-down Tinted (shown)

**GCA-JW103-10-00**

### **Adventurer Windshield Hardware Packs**

JW1-K7200 series

One-piece

**GCA-JW121-00-00**

Fold-down

**GCA-JW122-00-00**

GCA-JW103 series

Fold-down

**GCA-JW103-00-10**

# BEVERAGE UNIT & STORAGE

## Beverage Unit

### Fits Adventurer Two Fairway Lounge Units

YTF2 Standard Display Cabinet w/ Cash Drawer  
 YTF2 Cooler Door with Piano Hinge  
 YTF2 Hatch Holder Stainless Steel Spring  
 YTF2 Cooler Door Flush Pull Handle  
 YTF2 Cooler Door Compression Latch  
 YTF2 Cooler Door Compression Latch Replacement Key (E3-5-15)  
 YTF2 39" Stainless Steel Piano Hinge  
 YTF2 Front Door 17-3/8" x 20"  
 YTF2 Beverage Unit Rear Door  
 YTF2 Cash Drawer  
 YTF2 Cash Drawer Insert  
 YTF2 Cup Dispenser 6-10 oz.  
 YTF2 Cup Dispenser 12-24 oz.  
 YTF2 Display 1/4-Turn Slam Latch Replacement Key (PK-501)  
 YTF2 Green Canopy  
 YTF2 Canopy Frame (Aluminum)  
 YTF2 Front Support for Canopy Frame  
 YTF2 Mid Support for Canopy Frame  
 YTF2 Rear Support for Canopy Frame  
 YTF2 Canopy Frame Mounting Kit  
 YTF2 Display Cabinet Mounting Kit  
 YTF2 3" Riser for Cambro® Dispenser  
 YTF2 Mounting Kit for 3" Riser for Cambro®  
 YTF2 Basket Bracket  
 YTF2 Mounting Kit for Basket Bracket  
 YTF2 Menu Board Kit  
 YTF2 Cambro® Cabinet  
 YTF2 Standard Top Kit  
 YTF2 Beverage Unit Cooler Mounting Kit  
 YTF2 Beverage Cooler

GCA-JD670-00-00  
 GCA-JD661-20-00  
 GCA-JD662-20-00  
 GCA-JD663-20-00  
 GCA-JD664-21-00  
 GCA-JD664-21-10  
 GCA-JD665-20-00  
 GCA-JD670-00-41  
 GCA-JD670-00-42  
 BEV-03050-00-00  
 GCA-JD670-00-43  
 BEV-03040-00-00  
 GCA-JD670-00-44  
 GCA-JD670-00-47  
 GCA-JD670-00-61  
 GCA-JD670-00-63  
 JD6-K8312-00-00  
 GCA-JD670-00-64  
 GCA-JD670-00-65  
 GCA-JD670-00-66  
 GCA-JD670-00-71  
 GCA-JD670-00-72  
 GCA-JD670-00-73  
 GCA-JD670-00-74  
 GCA-JD670-00-75  
 GCA-JD670-00-76  
 GCA-JD670-30-00  
 GCA-JD690-00-00  
 JD6-F85D2-00-00  
 JD6-K810R-00-00

### Fits 1st and 3rd Generation Beverage Units

1st and 3rd Generation Beverage Unit Door Gasket (118")  
 1st and 3rd Generation Beverage Unit Strut  
 1st and 3rd Generation Cup Dispenser 6-10 oz.  
 1st and 3rd Generation 1/4-Turn Slam Latch  
 Display 1/4 Turn Slam Latch Replacement Key (PK-501)  
 1st and 3rd Generation Cooler Door Latch Key (specify key code)  
 Stainless Steel Pivot Hinge Pin  
 Stainless Steel Pivot Hinge Plate  
 Upper Strut Arm Bracket  
 Lower Strut Arm Bracket

### Fits G11/G21 1st Generation Beverage Units

Cooler Door Paddle Latch  
 Lock Cylinder w/ Key for Paddle Latch  
 Grab Handle

### Fits G23 U-MAX 3rd Generation Beverage Units

Canopy Frame with Front Support  
 Front Support Only  
 Green Canopy  
 Canopy Male Snaps and Screws  
 Cash Drawer  
 Cash Drawer Insert  
 Cash Drawer Lock Cylinder with Key  
 Cash Drawer Replacement Key (specific key code)  
 Cooler Door Rotary Latch  
 Display Cabinet 23" Front Hinge  
 Display Cabinet 19" Rear Hinge  
 Lock Cylinder w/ Key for Rotary Latch  
 Rotary Latch Striker Plate  
 Cooler Drain Shut Off Valve  
 Canopy Frame Shock Mount  
 Beverage Cooler  
 Display Cabinet w/ Cash Drawer

ACC-BVUNT-GS-KT

ACC-BVUNT-ST-RT  
 BEV-03040-00-00  
 BEV-03060-00-00  
 GCA-JD670-00-47

BEV-03110-10-00  
 BEV-03130-00-00  
 BEV-03140-00-00  
 BEV-03190-00-00  
 BEV-03200-00-00

ACC-BVUNT-LT-CH  
 ACC-BVUNT-LO-CK  
 ACC-BVUNT-GR-AB

BEV-03010-00-00  
 BEV-03010-10-00  
 BEV-03020-00-00  
 BEV-03070-00-00  
 BEV-03050-00-00  
 BEV-03050-00-10  
 BEV-03051-00-00  
 BEV-03110-20-00  
 BEV-03100-00-00  
 GCA-JD670-00-45  
 GCA-JD670-00-46  
 BEV-03110-00-00  
 BEV-03120-00-00  
 BEV-03150-00-00  
 BEV-03180-00-00  
 BEV-03160-00-00  
 BEV-03170-00-00







### Soft Side Cooler

Fits perfectly in the center utility basket. Easily accommodates up to 12 soft-drink cans. Features a zippered front pocket for easy storage of wallet, keys, or other personal items.

**GCA-SFTSD-CL-ER**



### Storage Pack

This storage pack provides additional storage to accommodate golf necessities such as golf balls, golf tees, gloves, score cards, sun block, a first aid kit, and sunglasses. The storage pack's cover with 360-degree protection helps keep your keys, wallet, cell phone, etc. from getting wet. The fully enclosed soft-side pack keeps items secure while riding down the cart paths. Mounts with a self-adhesive hook-and-loop that is easy to remove when you get ready to leave. Can be mounted in passenger compartment on rear body between passengers.

**MWV-BOWPA-CK-00**



### Carry Bag

Carry groceries, etc. in your golf car. Straps conveniently into the golf bag strap.

**GCA-CCUTL-BG-00**



# SERVICE & MAINTENANCE

## BFS® by Battery Watering Technologies

Extend the life of your batteries by performing routine maintenance with ease. Low water level in lead acid batteries is the primary cause of short battery life. Maximize battery life by using a battery watering system. Using a watering system will save time by filling all the batteries simultaneously, provide a safer environment by reducing operators' exposure to battery acid, and improve battery life and performance. Each kit includes tubing, quick connect, and valves. (Must order at least one Water Gun GCA-JW286-00-22 or 2.5 Gallon Feed Tank GCA-JW286-00-23.)

- Water trap keeps gas from moving from cell to cell
- Double chamber keeps gas and water separate
- Drying chamber controls electrolytes from escaping gas
- Electrolyte level indicators help determine when each cell has been properly watered
- Spark arrestor will not allow external sparks to ignite internal gases
- Lever operated shutoff valve will not allow the cell to overflow



Fits '07~'10 The DRIVE Electric Cars

4-12V Batteries  
GCA-JW286-20-00

Fits '11~'13 The DRIVE Electric Cars

6-8V Batteries  
GCA-JW286-30-00

**Replacement Valve**  
Clip-in Valve with Spark Arrestor  
GCA-JW286-00-21



**BFS® 2.5 Gallon Gravity Tank**  
GCA-JW286-00-23



**BFS® Direct Fill Gun with 10 PSI Regulator**  
GCA-JW286-00-22



## Battery Filler Water Gun

Safe and reliable. Automatic shutoff fills cells to precise level. Shutoff mechanism tested to solenoids, no electronics, and no wiring required. Flow rate is about 2 gallons per minute with a minimum water pressure required of 15 psi.

**GCA-WATER-GU-NO**  
**Replacement Parts**  
25 PSI Gun Regulator  
GCA-GUNAT-00-00  
Male Quick Connect  
GCA-GUNGF-00-00



## Battery – Pro-Fill™ by Flow-Rite™

Make the difficult task of watering golf car and utility car batteries simple and efficient. Each kit includes tubing, quick connect, and filler caps for one car. (Must order at least one regulated water supply hose.)

- Simple snap-on/snap-off water connector
- Prevents acid damage from overfilling
- Improves battery life and performance
- No need to open the vent ports, reducing the risk of acid burns, fumes, and ruined clothing

Fits '07~'10

The DRIVE Cars

4-12V Batteries

GCA-JW282-00-00

6-8V Batteries

GCA-JW282-10-00

8-6V Batteries

GCA-JW282-20-00

## Replacement Parts

Quick Coupler with Dust Cover

GCA-JW182-51-00

O-Ring for Swivel T

GCA-JW182-52-00

Pro-Fill™ Blue Manifold

GCA-JW182-53-00

Pro-Fill™ Black Manifold

GCA-JW182-59-00

Pro-Fill™ Line Strainer

GCA-JW182-58-00

Flow Indicator with Coupler

GCA-JW182-54-00

Swivel T Connector

GCA-JW182-55-00

Regulator

GCA-JW182-57-00

Red Cap for Swivel T

GCA-JW182-56-00



**Pro-Fill™ Regulated Water Supply Hose**  
GCA-JW281-00-00



**Pro-Fill™ Hand Pump**  
(Not shown)  
GCA-JW285-00-00



## Deionizer System

Increase battery life and run time by using a deionizer. The use of the Deionizer System is a cost effective and easy way to purify the water used for battery watering. The simple addition of a deionizer to routine service can have a substantial impact on battery life. The Deionizer System includes an intuitive red/green color purity light to notify when the cartridge must be replaced. Impurities in the water build up over time on the plates of the battery and reduces the efficiency of the plates. Preventing these impurities from getting into the battery is the job of a deionizer. For use with GCA-WATER-GU-NO (sold separately).

JN6-DEION-IZ-ER

## Replacement Parts

600 Replacement Cartridge

JN6-DEION-RP-LC

Deionizer Purity Light with Tee

GCA-PS191-00-00










## YAMALUBE®

is specifically formulated to enhance the performance of your Yamaha.

**10W-30**  
LUB-10W30-GC-12  
**FRICTION MODIFIED**  
**GEAR OIL ACC-SHAFT-LU-00**

### QUICK REFERENCE GUIDE

PHOTO	YEAR/ MODEL	OIL CAPACITY: OIL ONLY	OIL CAPACITY: OIL AND FILTER	OIL FILTER PART #	SPARK PLUG			TUNE-UP KIT
	'07-'13 THE DRIVE	1.0 US QT (0.9 L)	Not Required	Not Required	BPR-2ES00-00-00	●	● Trans	GCA-JR6TN-UP-KT
	'09-'13 UTILITY ADVENTURER ONE	1.0 US QT (0.9 L)	Not Required	Not Required	BPR-2ES00-00-00	●	● Trans	GCA-JR6TN-UP-KT
	'09-'13 UTILITY ADVENTURER TWO	1.0 US QT (0.9 L)	Not Required	Not Required	BPR-2ES00-00-00	●	● Trans	GCA-JR6TN-UP-KT

■ = Golf Car



### Golf Car Tune-Up Kit

Just what you need in one convenient package for annual service.

Kit includes:

- JUO-E4450-00-00 Air Filter
- JUO-E445E-00-00 Pre-Filter
- JN6-F4560-00-00 Fuel Filter
- BPR-2ES00-00-00 Spark Plug

Fits Ultima, G-MAX, U-MAX, The DRIVE, Adventurer One, Adventurer Two gas vehicles

**GCA-JR6TN-UP-KT**

## YAMALUBE®

**YAMAHA**  
GENUINE  
Parts & Accessories

## GOLF CAR OIL

is specifically formulated to enhance the performance of your Yamaha.

- Exceeds JASO MA
- Ultra-Clean Additives
- High-Performance Mineral Oil



**Yamalube 10W-30 features a high-quality base oil and a special additive package to give your engine maximum anti-wear protection from repeated starts.**

### High Performance on the Golf Course

Yamalube 10W-30 provides suspension detergent performance in golf cars, and features an extremely clean additive package, providing all-weather performance and dependability. Its incredible film strength protects the engine from daily use.

### Performance Additives

An advanced additive package protects these hardworking engines from the wear and tear of frequent stops and start-ups, fights corrosion and carbon deposits, and extends engine life.

### The Right Viscosity

This oil meets or exceeds all factory requirements and is offered in the precise viscosity recommended for your Yamaha golf car.

1 qt. Bottle (Qty. 12\*)

**LUB-10W30-66-12**

5 gal. Pail

**LUB-10W30-66-05**

55 gal. Drum

**LUB-10W30-66-55**



# PERFECT PROTECTION FOR THE DRIVE

## YAMALUBE CARE PRODUCTS FOR GOLF CARS

### For the right protection, the pros know where to go

Golf cars work hard all day long. You need protection that does, too. Make sure your Yamaha's always up for 18 with high quality Yamalube Care Products.

### Better For Your Yamaha


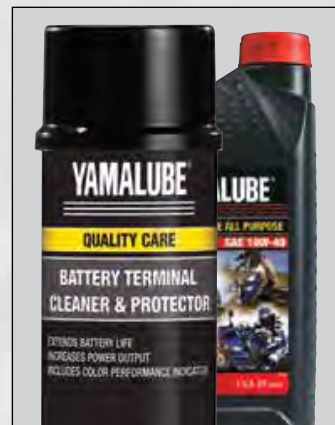
In one day, a golfer may play 18 holes, but a golf car will see many more flagsticks. Protect it from the wear and tear of nearly continuous use with Yamalube 10W-50 Semi-Synthetic, 10W-40 Performance All Purpose, or 10W-30 Golf Car oil. It includes high quality mineral base stocks and provides incredible film strength.

### Better Lubrication

Yamaha has stringent standards for the lubrication of its golf cars—and other off-the-shelf oils just aren't up to par. That's why we've created our own. Our factory-approved engine oils include unparalleled mineral base stocks and technologically superior additives, providing excellent protection.

### Better Protection

Yamalube Performance All Purpose Golf Car oil is available in the precise multi-grade viscosity recommended for your four-stroke Yamaha golf car, and meets or exceeds all factory requirements.



**Spray Polish**  
helps keep your ride clean and fresh




**Silicone Spray Protectant**  
safeguards your critical components



**LubezAll**  
protects all moving parts



**Yamaclean Vinyl Dressing**  
restores and protects, adds UV protection



**Battery Terminal Cleaner & Protector**  
neutralizes acid corrosion



**Engine Med RX**  
for a cleaner, smoother running engine



**Friction Modified Shaft Drive Gear Oil**  
for wet-brake and differentials



# SERVICE & MAINTENANCE

## What's Good for the Environment Can Be Bad for Your Engine.

Ethanol-enriched fuels help to improve air quality, which is why the federal government has mandated their increased use. However, unlike fuels of the past, today's ethanol-enriched fuels are known to absorb moisture, either from the air or from standing water in the bottoms of fuel tanks. They also generate corrosive sulfate salts that can attack metal components in a fuel system, clogging filters and resulting in other performance issues.

Because of these known weaknesses, ethanol-enriched fuels now require special care and treatment, whether your engine is in constant use or in storage. The Yamalube Care Products line includes formulations that help combat the potentially harmful side-effects of ethanol, ensuring high performance, lower ownership costs, and a long life for your Yamaha.

Yamalube has used different American Society for Testing and Materials (ASTM®) tests that simulate the harshest corrosion environments that relate to ethanol-enriched fuels and their potentially harmful effects on fuel system components.



### Performance Additives Fuel Med RX

This proprietary, alcohol-free blend fights moisture, oxidation, and phase separation in ethanol-enriched fuels, and protects fuel system metals from corrosion. Use continuous treat rate in season fuel will sit in a tank for 7+ days. The storage treat rate keeps fuel fresh for up to one year. The 16-oz. size has a chambered bottle for easy measuring, and the 3.2-oz. size is blended to add to 5 gallons of gas for extra convenience.

16 oz. Bottle (Qty. 12\*)

**ACC-FUELM-RX-16**

3.2 oz. Bottle (Qty. 48\*)

**ACC-FUELM-RX-04**

1 Gallon (Qty. 4\*)

**ACC-FUELM-RX-GL**

Results from Spectrum Corporation.



Treated with Corrosion Inhibitors found in Fuel Med RX\*\*  
(Clean and rust free)



Treated with Competitor's Fuel Stabilizer  
(Rust)



Treated with Competitor's Enzyme Stabilizer  
(Extreme Rust)

**Test 2:** Silver and Copper submersion in commercial-grade, ethanol enriched fuel.

Photos printed with permission of Chevron Oronite Company.



### Engine Med RX

Provides superior carbon deposit control, cleaning injectors, carburetors, intake valves and ports, and combustion chambers. It also protects fuel system metals from ethanol sulfate salt corrosion. Add it at every fill up to avoid unnecessary engine repairs due to poor quality gas, and to keep your engine clean and running efficiently. The 16-oz. size has a chambered bottle for easy measuring, and the 3.2-oz. size is blended to add to 5 gallons of gas for extra convenience.

16 oz. Bottle (Qty. 12\*)

**ACC-ENGIN-RX-16**

3.2 oz. Bottle (Qty. 48\*)

**ACC-ENGIN-RX-04**



Treated with Corrosion Inhibitors found in Engine Med RX\*\*  
(Clean and rust free)



Untreated  
(Corroded)

**Test 3:** Silver and Copper exposed to vapors of commercial-grade fuel.

Photos printed with permission of Chevron Oronite Company.



Treated with Corrosion Inhibitors found in Engine Med RX\*\*  
(Clean and Corrosion-Free)



Untreated  
(Corroded)

\*\*Test results obtained from previous generation products that contain the same type of corrosion inhibitors as products noted. Engine Med RX and Fuel Med RX have higher levels of the same type of corrosion inhibitors found in previous generation products tested.



# YAMALUBE

Performance in a Bottle®

## Yamalube Performance

### All Purpose 10W-40 & 20W-50 (JASO MA\*\*)

Performance blended engine oils – using high-quality base stocks and additive packages.

This oil is designed for stable performance, and excellent bearing protection in the cleanest running formulation we could create.

#### 10W-40

1 qt. Bottle (Qty. 12\*) **LUB-10W40-AP-12**  
 1 gal. Bottle (Qty. 4\*) **LUB-10W40-AP-04**  
 55 gal. Drum **LUB-10W40-AP-55**

#### 20W-50

1 qt. Bottle (Qty. 12\*) **LUB-20W50-AP-12**  
 1 gal. Bottle (Qty. 4\*) **LUB-20W50-AP-04**  
 55 gal. Drum **LUB-20W50-AP-55**



## Yamalube Performance

### Full-Synthetic 15W-30 & 15W-50

Genuine Yamalube for racing and performance enthusiasts. Shear stability, maximum lubrication, and high thermal resistance gives you the very best protection during the harsh extremes of racing.

#### 15W-30

1 qt. Bottle (Qty. 12\*) **LUB-15W30-FS-12**

#### 15W-50

1 qt. Bottle (Qty. 12\*) **LUB-15W50-FS-12**



## Lubricants & Care Products Catalog

Yamaha has a full line of exceptional performance additives, lubricants, adhesives, and other fine care and shop products. Ask your Yamaha dealer to see our “Lubricants & Care Products” catalog with everything you need to get the most from your Yamaha. For all of your maintenance and shop needs, think Yamaha.

**LIT-10080-LC-12**

For more information on Yamalube products, visit [yamalube.com](http://yamalube.com)

## Yamalube Performance Semi-Synthetic 10W-50 & 20W-50

Oil specially blended from both synthetic and mineral base stocks to provide maximum benefit to sport applications. All the benefits of a light oil and all the protection of a heavier weight.

#### 10W-50

1 qt. Bottle (Qty. 12\*) **LUB-10W50-SS-12**  
 1 gal. Bottle (Qty. 4\*) **LUB-10W50-SS-04**  
 55 gal. Drum **LUB-10W50-SS-55**

#### 20W-50

1 qt. Bottle (Qty. 12\*) **LUB-20W50-SS-12**  
 1 gal. Bottle (Qty. 4\*) **LUB-20W50-SS-04**  
 55 gal. Drum **LUB-20W50-SS-55**



## Yamalube Performance

### 2S Two-Stroke Oil

Technologically advanced semi-synthetic base stock and additive system provides all-season performance and greatly reduces visible smoke. Synthetic additives significantly reduce carbon and varnish deposit buildup. That means longer engine life and greater performance over time. 2S provides exceptional lubrication in all temperatures, and special additives maintain flow and prevents gelling in sub-freezing conditions.

1 qt. Bottle (Qty. 12\*) **LUB-2STRK-S1-12**  
 1 gal. Bottle (Qty. 4\*) **LUB-2STRK-S1-04**



\*Dealer order pack quantities shown – available individually from your dealer. See dealer for pricing.

\*\*JASO (Japanese Automotive Standards Organization) defines and publishes motorcycle and automotive standards. JASO MA is the highest certified rating of motorcycle engine oil used with wet, multi-plate clutches.

# CLEANERS & GREASERS POLISHES & PROTECTANTS



## **Yamaclean® Pro-Wash Spray**

Yamaclean Pro-Wash Spray is a biodegradable vehicle spray wash that removes grime and soil. Rinses clean and helps keep your vehicle looking new. The most effective way to remove grime, grease, and bugs from most surfaces. For use on all Yamaha products: golf cars, ATVs, motorcycles, boats, WaveRunner® personal watercraft, outboards, side x sides, snowmobiles, and generators.

32 oz. Bottle (Qty. 12\*)

**ACC-YAMAC-PW-SP**



## **Wash & Wax Concentrate**

Concentrated Yamalube Wash & Wax is a premium, high sudsing wash-and-wax formula. Its superior cleaning and rinsing properties minimize streaking and spotting to leave a super-bright, clear shine.

16 oz Bottle (Qty. 12\*)

**ACC-YAMAC-WH-WX**



## **Yamaclean All Purpose Cleaner**

Removes most grease, oil, blood, mildew, soap scum, bird and spider droppings, scuff marks, dust, pollen, fingerprints, food/beverages, and more, leaving surfaces clean for optimum brilliance.

32 oz. Bottle (Qty. 12\*)

**ACC-YAMAC-AP-CL**



## **Yamalube Hand Cleaner 4-Liter**

Also available in a 4-liter bottle, for use with our wall-mounted dispenser.

4 Liter (Qty. 4\*)

**ACC-HNDCL-NR-01**



## **Yamaclean Vinyl Dressing**

This one-step formula restores and protects vinyl, rubber, plastics, and leather. When dry, it leaves a transparent and water-repellent gloss coating that isn't slippery. Its UV protection also helps to prevent drying and cracking.

32 oz. Bottle (Qty. 12\*)

**ACC-YAMAC-VN-DR**



## **Yamalube Hand Cleaner**

This hand cleaner powers through dirt, grease, and grime to give your hands a smooth clean feeling.

15 oz. (Qty. 12\*)

**ACC-HNDCL-NR-00**



## **Yamaclean Glass Cleaner**

Leaves windshields, mirrors, visors, and windscreens streak-free and amazingly clear. Contains no ammonia, is fast drying, and won't harm tinted windows.

32 oz. Bottle (Qty. 12\*)

**ACC-YAMAC-GL-CL**





### Plastic Polish

Yamalube Plastic Polish is a special cleaner/polish for all smooth plastic surfaces. This product is able to dissolve oils, grease, and insect matter from windscreens. Leaves a super slick surface. Has the same advanced formula used in the aviation industry to clean aircraft windscreens and canopies, where absolute optical clarity is critical. Yamalube Plastic Polish not only cleans dirt, bugs, water spots, and grease, but also leaves a very fine, slick finish. This finish helps to repel grime and inhibits fogging and static, making it easier to clean the next time. Perfect for golf cars, ATVs, motorcycles, boats, WaveRunner® personal watercraft, outboards, side x sides, and snowmobiles, windshields, helmet visors, etc. Yamalube Plastic Polish is the ultimate plastic cleaner and polisher!

8 oz. Bottle (Qty. 10\*)

**ACC-PLASP-OL-11**



### Yamaclean Spray Wax

Forms a slick, shiny polymer barrier that causes water to bead on contact. It also reduces the ability of dirt and grime to adhere to the surface, helping to maintain the shine.

12 oz. Can (Qty. 12\*)

**ACC-YAMAC-SP-WX**



### Spray Polish & Instant Detailer

This quick detailer will restore a lustrous shine to paint, chrome, glass, and smooth plastics like visors, windshields, and gauges. Gives textured plastics, rubber, and vinyl a beautiful satin finish. Anti-static properties repel dust and dirt to keep that shine.

14 oz. Can (Qty. 12\*)

**ACC-SPRAY-PL-SH**



### Yamaclean® Shine Wipes

The only silicone-based wipes in the market, they add shine for that showroom-new look. Use on plastic to help restore that luster.

30 Ct.

**ACC-YAMAS-HN-00**

180 Ct.

**ACC-YAMAS-HN-10**

### ⚠ WARNING

The product can make surfaces slippery which could result in an accident. Do not use on motorcycle tire treads, vehicle controls (foot pegs or floorboards, handlebar grips, steering wheels, etc.), seats, floors, or anywhere else slipperiness could be hazardous.



# MAINTENANCE PRODUCTS



## External Engine Cleaner

Powerful engine degreaser and engine cleaner powers off grease, mud, and grime. Safe on most rubber, plastic, and painted metal surfaces.

15 oz. Can (Qty. 12\*)

**ACC-ENGCL-NR-00**



## Battery Terminal Cleaner & Protector

This strong water-based cleaner with acid-alkali indicator removes corrosive build-up on battery terminal posts to help increase power output and helps extend battery life. Simply rinses off with water and leaves terminals coated with a residual protective film.

13 oz. Can (Qty. 12\*)

**ACC-BATTC-LN-PR**



## Brake & Contact Cleaner

Use this product to clean off brake dust from critical brake components and quickly clean parts, leaving them residue free.

12 oz. Can (Qty. 12\*)

**ACC-BRKCT-12-00**



## Stor-Rite Engine Fogging Oil

Lubricates and protects internal engine components. Critical for proper off-season or other extended storage periods.

12 oz. Can (Qty. 12\*)

**ACC-STORE-RI-TE**



## Carburetor Cleaner Dip

Use this concentrated solution with water as a dip for cleaning metal that has been varnished by old gasoline. Also removes dirt, grime, and gum from metal parts.

1 qt. Bottle (Qty. 12\*)

**ACC-CARBC-LE-NR**




## Sticker-On!™

Decals are easy to apply with Sticker-On!™ application spray. Sticker-On!™ lets you position decals before they permanently adhere to the surface of the unit. Dries quickly, too.

2 oz. Spray Bottle (Qty. 6\*)

**ACC-STICK-ON-11**



## Combustion Chamber Cleaner

Use to remove carbon and other contaminants from cylinders, pistons, rings, and valves. A great inclusion into your seasonal maintenance. Clean engines last longer.

13 oz. Can (Qty. 12\*)

**ACC-CMBSN-CL-NR**



## Sticker-Off!™

This product removes tough-to-get-off residues, particularly the ones left by sticker adhesives.

2 oz. Bottle (Qty. 6\*)

**ACC-STICK-OF-11**





### **Yamashield™**

Designed to create a non-conductive shield on surfaces that are exposed to the elements. This shield will reduce the effects of moisture on metal components and electrical connections.

13 oz. Can (Qty. 12\*)

**ACC-YAMSH-LD-00**



### **Silicone Spray Protectant & Lubricant**

General-purpose lubricant that helps to protect metals against rust and corrosion. Conditions and protects neoprene, rubber, and other surfaces from environmental effects.

12.5 oz. Can (Qty. 12\*)

**ACC-SLCNS-PR-AY**





# LUBRICANTS & GREASE



## Multi-Purpose Grease

Specially formulated to resist extreme pressure, water, and corrosion. Use when service manual calls for Type B grease. (NLGI® 2)

1 lb. Tub (Qty. 6\*)

**ACC-MLTPR-GR-00**



## Polyurea Grease

Formulated with deposit control, this NLGI® #2 grade grease resists oxidation and rust on components, and the effects of aging and operating temperatures between -10° and 325°F. Designed for the high temperatures and speeds exhibited in the mechanical bearing of a primary sheave drive.

10 oz. Tube (Qty. 12\*)

**ACC-POLYG-RS-10**



## Ultramatic® Grease

Specifically designed for the rigors of ATV and SxS automatic clutches (Primary Sheave). Special high-viscosity and extreme pressure additives protect in high speed and high load conditions. For use where specified in the service manual to use "Grizzly Grease."

1 lb. Tub (Qty 6\*)

**ACC-ULTRA-GS-16**



## Multi-Purpose Grease Gun

One-hand operation. Uses 3 oz. refill cartridges (ACC-GREAS-RE-FL). Includes one multi-purpose grease cartridge.

**ACC-GREAS-EG-UN**

## 3 oz. Multi-Purpose Grease Gun Refills

Multi-purpose grease inside convenient 3 oz. cartridges that fit perfectly into the multi-purpose grease gun (ACC-GREAS-EG-UN). Use when service manual calls for Type B grease.

3 oz. Cartridge

**ACC-GREAS-RE-FL**



## Molybdenum Disulfide Grease

This extreme-pressure grease lubricates high loads at various speeds. Non-corrosive, it's water-resistant, exhibiting low-friction properties that protect against wear and galling in difficult operating conditions. Use when service manual calls for Type M grease.

10 oz. Tube (Qty. 12\*)

**ACC-MOLDM-GS-10**



### **Race Grease**

For bearings and other applications requiring high surface strength. Lithium soap based. Use when service manual calls for Type LS grease. (NLGI®)

1 lb. Tub (Qty. 6\*)

**ACC-RACEG-RE-AS**



### **Brake Caliper Grease**

Synthetic formula for lubricating brake calipers during re-assembly. Withstands temperatures to 500°F. Dielectric and safe for use with rubber and plastic. Use when service manual calls for Type S grease.

3 oz. Tube (Qty. 12\*)

**ACC-SLCNG-RS-00**



### **LubezAll**

This popular lube is back and completely reformulated. The new product is an aerosol synthetic grease with PTFE, making this a high-quality, multi-purpose lubricant.

11 oz. Can (Qty. 12\*)

**ACC-LUBZA-LL-00**



### **Tire Mount Lube**

Specially formulated lubricant that allows you to change tires on the rim quickly with less chance of damage. Use on any rim-mounted tire to provide a lubricated surface that eases tire installation while helping to protect the tire bead from damage. Preventing damage to the tire bead improves its sealing ability.

16 oz. Can (Qty. 12\*)

**ACC-TIRMN-TL-UB**



### **Friction Modified Shaft Drive Gear Oil**

Specially formulated especially for quiet operation and proper performance of the sealed wet brake final drives and standard differentials of all Yamaha products. It contains a superior anti-wear and anti-scoring performance additive and a dispersant inhibitor system to help maintain seal pliability to prevent leaks.

**SAE 85W-90 GL5**

1 Quart (Qty. 12\*)

**ACC-SHAFT-LU-00**

5 Gallon

**ACC-SHAFT-LU-05**

# YAMABOND ADHESIVES & LOCTITE®



## Yamabond 4

A silicone-based liquid gasket that fills gaps on a flange surface and prevents leaks.

3 oz. Tube

Motorsport

**ACC-BOND4-MC-00**

Marine

**ACC-BOND4-MA-00**



## Yamabond 5

Coat mechanical joints with this liquid gasket before assembly to prevent leaks.

2.5 oz. Tube

**ACC-YAMAB-ON-D5**



## Yamabond 6B

Has high viscosity and excellent swelling, and works effectively for joint surfaces that have a larger clearance.

3.5 oz. Tube

**ACC-YAMAB-ND-6B**



## Yamabond 7

High-strength, synthetic rubber adhesive formulated for grips, throttle pipes, and lever handles, without damaging rubber.

10 gram Tube

**ACC-YAMAB-ON-D7**



## Yamabond 14

Yamabond 14 is a solvent-based thread lock. Vibration- and impact-resistant, it locks screws, bolts, and threaded fasteners. Works great with plastic and metal.

200 gram Can

**ACC-YAMAB-ON-14**





**NEW! Yamabond Blue Threadlocker**

Medium strength anaerobic thread-locking material. Use when service manual calls for Loctite® 242™.  
10 ml Bottle  
**ACC-YAMBD-P2-42**



**NEW! Yamabond Red Threadlocker**

High-strength (Red) anaerobic thread-locking agent. Use when service manual calls for Loctite® 271™.  
10 ml Bottle  
**ACC-YAMBD-P2-71**



**Loctite® Gasket Maker 518™**

Gasket Maker is a non-corrosive, anaerobic sealer designed primarily for use on aluminum, iron, and steel flanged mating surfaces.  
50 ml Tube  
**90790-74001-00**

**Loctite® Quickstix®**

**561™ PST**

A single-component, high-viscosity, low-strength, acrylic thread-locking adhesive. (Can use in place of Loctite® 567™ PST Sealant.)  
19 gram Tube  
**ACC-QKSTX-56-10**

**268™ HI Threadlocker**

High strength anaerobic, thixotropic, thread-locking material.  
(Can use in place of Loctite® 271™ Threadlocker.)  
9 gram Tube  
**ACC-QKSTX-26-80**

**668™ Retaining Compound**

Extreme application anaerobic retaining adhesive.  
(Can use in place of Loctite® 648™ Retaining Compound.)  
19 gram Tube  
**ACC-QKSTX-66-80**

**248™ MD Threadlocker**

Medium strength anaerobic thread-locking material.  
(Can use in place of Loctite® 242™ Threadlocker.)  
9 gram Tube  
**ACC-QKSTX-24-80**



# DETAILING SUPPLIES



## Chenille Wash Mitt

Premium micro-fiber chenille wash mitt with elastic cuff. Long pile micro-fiber really soaks up water and soap to gently clean any surface.

**ACC-LAIT4-95-01**

(Bulk Pack: 8)

**ACC-LABK4-95-01**



## Acrylic Wash Mitt

Soft economy acrylic wash mitt with elastic cuff. Great for any job.

**ACC-LAIT2-46-01**

(Bulk Pack: 12)

**ACC-LABK2-46-01**



## Micro-Fiber Polishing Mitt

Premium micro-fiber wash-and-polish mitt with dense, short-pile, micro-fiber strands. Great for polishing and it's really absorbent to soak up water and soap.

**ACC-LAIT1-06-01**

(Bulk Pack: 6)

**ACC-LABK1-06-01**



## Micro-Fiber Bug Scrubber (2 Pack)

Premium micro-fiber bug and tar sponge. Safe on any surface yet the waffle weave pattern allows you to scrub those stubborn stains.

**ACC-LAIT3-16-01**

(Bulk Pack: 14)

**ACC-LABK3-16-01**



## Economy Micro-Fiber Wash Sponge

Value-based micro-fiber wash sponge. Short-pile micro-fiber really soaks up water and soap to gently clean any surface. Great for stow-away to take on the go anywhere.

**ACC-LAIT7-95-01**

(Bulk Pack: 8)

**ACC-LABK7-95-01**



## Micro-Fiber Drying Towel 24" x 24"

Premium micro-fiber drying towel is big enough and plush enough to handle any job.

**ACC-LAIT5-85-01**

(Bulk Pack: 6)

**ACC-LABK5-85-01**

## Micro-Fiber Drying Towel 24" x 40"

Premium micro-fiber drying towel is big enough to wrap up a small child, dry your bike, car, and your dog.

**ACC-LAIT2-95-01**

(Bulk Pack: 6)

**ACC-LABK2-95-01**



## Micro-Fiber Polishing Cloths (3 Pack)

Premium 3-pack micro-fiber super soft suede polish cloths. These towels are so soft you can use them on chrome, windows, clear coat, and even eyewear.

**ACC-LAIT6-95-01**

(Bulk Pack: 6)

**ACC-LABK6-95-01**



## Micro-Fiber Cleaning Towels (8 Pack)

Premium 8-pack of micro-fiber towels. Whatever job you have, these towels have you covered. Golf car, bike, auto, boat, RV, and home.

**ACC-LAIT3-95-01**

(Bulk Pack: 18)

**ACC-LABK3-95-01**



## 4" Wax Applicator (2 Pack)

A 2-pack of soft cotton applicators to apply your favorite wax, tire dressing, or protectants.

**ACC-LAIT7-46-01**

(Bulk Pack: 12)

**ACC-LABK7-46-01**



### **Deluxe Wheel & Spoke Brush with Soft Bristles**

Premium extra-long wheel brush with two super soft loops of bristles. Ergonomic and anatomically designed to be an extension of your hand. Great for spokes, around exhaust, fenders, and engine parts. This high-end detail tool with soft molded rubbery grip is designed to fit comfortably in your hand, making it easy for you to clean with less effort and better results.

**ACC-LAIT7-79-01**

(Bulk Pack: 12 )

**ACC-LABK7-79-01**



### **Deluxe Long Scrub Brush with Stiff Bristles**

Premium long scrub brush with stiff, resilient, durable poly scrubbing bristles. Great for bugs, wheels, and bumpers. Ergonomic and anatomically designed to be an extension of your hand. This high-end detail tool with soft molded rubbery grip is designed to fit comfortably in your hand, making it easy for you to clean with less effort and better results.

**ACC-LAITP-27-48**

(Bulk Pack: 8)

**ACC-LABKP-27-48**



### **10" Bi-Level Wash Brush with 72" Flo-Thru Handle**

Huge 10" bi-level wash brush stuffed with lots of super-soft, clear-coat-safe synthetic bristles set into solid structural foam poly block. Includes a monster 72" telescopic flo-thru handle with on/off water control valve.

**ACC-LAIT8-61-51**

(Bulk Pack: 6)

**ACC-LABK8-61-51**



### **Deluxe Wheel & Spoke Brush with Scrubber Pad**

Premium extra-long wheel brush with one loop of soft bristles and an inside tough scour pad, ergonomic and anatomically designed to be an extension of your hand. Soft bristles are great anywhere on the golf car while the scrubber pad really gets down to business. These high end detail tools with soft molded rubbery grips were designed to fit comfortably in your hand, making it easy for you to clean with less effort and better results.

**ACC-LAIT5-79-01**

(Bulk Pack: 12)

**ACC-LABK5-79-01**



### **10" Wash Brush, Soft Bristle with 62" Flo-Thru Handle**

10" wash brush with soft protective wrap around bumper and stuffed with lots of super soft clear coat safe synthetic bristles set into solid structural foam poly block with standard acme threads. This brush fits any standard handle. Great for cleaning trailers, rigs, trucks, SUVs, and cars. With a 62" telescopic flo-thru handle with on/off water control valve.

**ACC-LAIT5-17-11**

(Bulk Pack: 6)

**ACC-LABK5-17-11**



### **Micro-Fiber Chenille Wash Sponge with Bug Scrubber**

Premium micro-fiber chenille wash sponge with mesh back. Longpile micro fibers really soak up water and soap to gently clean any surface. Mesh micro-fiber back is great for scrubbing bugs and road tar.

**ACC-LAIT5-95-01**

(Bulk Pack: 8)

**ACC-LABK5-95-01**



### **Grip-It™ Detail Brush Kit (3 Pack)**

Premium 3-pack detail brush kit with one stainless steel, one brass, and one poly bristle brush. Great for cleaning gunk, junk, and corrosion. These high end detail tools with soft molded rubbery grips were designed to fit comfortably in your hand making it easy for you to clean with less effort and better results.

**ACC-LAIT9-99-01**

(Bulk Pack: 12)

**ACC-LABK9-99-01**



### **10" Bi-Level Wash Brush**

Huge 10" bi-level wash brush stuffed with lots of super-soft, clear-coat-safe synthetic bristles set into solid structural foam poly block. With standard ACME threads to fit any standard handle. Great for cleaning trailers, rigs, trucks, SUVs, and cars.

**ACC-LAIT0-15-10**

(Bulk Pack: 12)

**ACC-LABK0-15-10**



# PUMPS & CONTAINERS



## **Scepter Eco® Gas Cans with Spill-Proof Spout**

These rustproof, unbreakable, non-corroding fuel cans were developed by the Scepter® Corporation using patented DuPont® laminar technology. These cans comply with California Air Resources Board (CARB) requirements. In addition, these cans are UL certified to ASTM® standard PS91.00. Scepter® has also developed the patented “Spill-Proof Spout,” a self-venting spout that automatically shuts off when the gas tank reaches capacity.

5 Gallon

**MAR-CARBC-FC-05**

5 Gallon “Jerry Can”

**MAR-CARBC-FC-JC**

2-1/2 Gallon

**MAR-CARBC-FC-25**



## **HT MOTO 6 Liter Extractor Pump**

Make changing the oil on your four-stroke golf cars, personal watercraft, snowmobile, ATV, boat, lawn mower, etc. clean and hassle-free. Holds up to 6 liters (1.5 gal) in this sturdy portable container. Pump included.

**SBT-OILEX-TR-CT**



## **HT MOTO 15 Liter Oil Extractor**

This extractor is designed to extract fluids from inaccessible or confined areas. It is ideal for oil changes on golf cars, boats, automobiles, motorcycles, outdoor power equipment, industrial machinery, etc. To measure how much you have extracted, each calibrated line on the wall is about one liter with a total capacity of 15 liters.

**SBT-15LEX-TR-10**



### **Multipurpose Quart Pump**

Universal style quart-size container pump. Fits standard oil containers with a 1-1/8" neck. A marine lower unit fitting and all-purpose fitting are also included.

**ACC-PUMP0-00-QT**



### **Multipurpose Gallon Pump**

Universal style gallon-size container pump. Fits standard oil containers with a 1-1/2" neck. A marine lower unit fitting and all-purpose fitting are also included.

**ACC-PUMP0-02-GL**



### **Flexible Oil Spout**

This flexible easy to pour spout helps with pouring engine oil from quart, 1 gallon, and 2.5 gallon Yamalube containers. (Qty. 6\*)

**ACC-SPOUT-GA-LN**



### **Manual 55-Gallon Drum Pump**

Use with 55-gallon drums of Yamalube Golf Car Engine Oil (LUB-10W30-GC-55).

**ACC-11000-39-99**



### **5 Gallon Pump**

Use with 5 gallon pail of Golf Car Engine Oil (LUB-10W30-GG-05).

**LUB-PUMP0-05-GL**



### **Ratio Rite®**

Provides measures for 16:1~50:1 mixtures, and cc./oz./pt. for fills.

**ABA-RATIO-RI-TE**

# TOOLS & SHOP PRODUCTS



## Yamaha Pliers Set

This three-piece set includes side cutters, needle nose, and standard pliers. Each tool is built with control, comfort, power, and durability in mind. Cold forged from special alloy steel for increased strength from top to bottom. Features include contoured handles with comfortable grips that give you the leverage you need, joints that are positioned close to the cutting edge, making it easier to cut heavy wire with less fatigue, and tapered blades that give you more power around the joint and more control at the tip. Set carries the Yamaha lifetime limited warranty.

**DBY-ACC58-41-50**



## Yamaha Screwdriver Set

All of the screwdrivers in this five-piece set are made of heat-treated alloy steel to prevent chipping and rounding of the tips. The bi-mold rubberized grips are comfortable and allow you to maximize torque. Set includes two flathead and three Phillips tip screwdrivers. Set carries the Yamaha lifetime limited warranty.

**DBY-ACC58-41-51**



## Yamaha Wrench Set

This high-quality wrench set is precision-crafted from special alloy steel for strength and finished in a polished nickel-chrome for corrosion resistance and a distinctive look. Five-piece set includes 8, 10, 12, 14 and 17mm combination wrenches and a convenient tool bag. Set carries the Yamaha lifetime limited warranty.

**DBY-ACC58-41-52**



## Grip Nose Pliers

These pliers are a great addition to every toolbox. The unique monster-like teeth on the end of the jaws are shaped to grip damaged screw heads for easy removal. It is also ideal for gripping the back side of the rivets to prevent spinning when drilling them out. The rubberized grips are comfortable and cold forged jaws mean these pliers are built to last.

**MTS-TLSKT-01-07**





### 5/8" Spark Plug Socket

The thin wall design of the socket fits in tight spaces and can be turned using either 14mm wrench or standard 3/8" ratchet. The set also includes a unique two-step extension that can be used in either a swivel or fixed position and can be turned with a bar, 14mm wrench, or standard 3/8" ratchet.

**MTS-TLSKT-02-02**



### Jet Cleaning Tool

These precisely machined rods are sized to allow you to clean out carburetor jets without causing damage. A very handy tool for regular carburetor maintenance.

**MTS-TLSKT-04-03**



### Spring Hook Puller

This handy tool is great for removing springs, cotter pins, and other parts.

**MTS-TLSKT-05-01**



### T-Handle Allen Set

Allen T-handle set comes with 2.5, 3, 4, 5, and 6mm sizes. Also comes with a vinyl carrying pouch.

**ABA-THNDL-AL-ST**



### 3-Way "T" Wrench

Great for travel and/or working at home, this "T" style wrench contains 8, 10, and 12mm 6pt sockets, all in one handy tool.

**ABA-3WAYT-00-00**

# TOOLS & SHOP PRODUCTS



## **Metric Tool Kit by CruzTOOLS®**

This handy metric tool kit contains the following: combo wrenches (8, 10, 12, and 14mm), 8" adjustable wrench, locking wrench, 4-way Phillips/standard screw driver, Allen wrenches (#3, #4, #5 and #6), spark plug wrench, spark plug gap gauge, black electrical tape, WD-40®, tire pressure gauge, zip ties, wire, rag and a handy zippered storage case.

**ABA-METRC-00-00**



## **3/8" Drive Metric Hex Bit Socket Set by CruzTOOLS®**

The CruzTOOLS® metric hex socket bit set handles virtually all of the hex needs for powersport vehicles. All sockets are 3/8" drive for compatibility with the most common ratchet and T-drivers. The quality is comparable to top professional tools, made from a heat-treated chrome vanadium alloy that exceeds ANSI® specifications. The set includes a rail with handle to ensure sockets remain organized no matter where you are. Sizes are shown in a "reverse" laser imprint for easy identification. The eight piece socket set includes all the sizes you'll need ranging from 2.5mm through 12mm.

**ACC-OSS58-40-63**



## **PowerDrive™ Sliding T-Driver with 8-Piece Socket Set by CruzTOOLS®**

The PowerDrive™ Sliding T-handle set includes a 3/8" tip driver, 8, 10, 12, 14, and 17mm sockets, 5 and 6mm hex bits and a #2 Phillips screwdriver bit. A socket clip that attaches to the driver keeps the sockets in order and a rugged vinyl pouch keeps the tools protected.

**ACC-OSS58-40-67**



## **Outback'r M14™ Metric Multi-Tool by CruzTOOLS®**

Function, space, and value converge in this nifty unit! You'll get 14 tools – four hex keys (3, 4, 5, and 6mm), two screwdrivers, a socket driver with 8, 10, and 12mm sockets, 13 and 14mm open-end wrenches, and three spoke wrenches – all in a nine ounce unit that's only 3.5" long. Except for the sockets, there are no loose pieces to put together for operation.

**ACC-OSS58-40-66**



### **TirePro™ Dial Tire Gauge by CruzTOOLS®**

Check out the tool box of your local mechanic and you're likely to see a dial-type tire gauge because they're very accurate and easy to read. The TirePro™ gauge has a 12" flexible hose that makes even hard-to-get-to valves less of a task. Readings are held until released, and a built-in valve lets you "bleed" down to the desired pressure. The dial is protected by a rubber boot and readings are in both psi and kPa.

**ACC-OSS58-40-69**



### **RoadTech™ M3 Metric Tool Kit by CruzTOOLS®**

The RoadTech™ M3 is at home on golf cars, touring bikes, sport bikes, ATVs, and golf cars. Be sure to bring this along with you and you'll be ready for just about anything. The comprehensive tool set comes in a convenient roll-up pouch and includes mini ratchet and sockets, combination wrenches, locking pliers, adjustable wrench, 6-in-1 screwdriver, LED flashlight, tire gauge, hex keys, and much more!

**ACC-OSS58-40-65**



### **DMX™ Fanny Pack Tool Kit by CruzTOOLS®**

This is the ultimate tool kit. Complementing the long list of tools and other items is a stout and functional pouch using a super-tough 5040 denier nylon shell, top grade hardware and zippers, plenty of storage including a unique mesh cash and document pocket and key clip. The large assortment of tools was selected specifically for away from home use. With the DMX™, you're ready to roll!

**ACC-OSS58-40-64**



### **Yamaha Roll Cart**

This handy roll cart lets you move easily around your golf car. Conveniently holds your tools while you work.

Blue/Black

**SMA-RLLCA-20-00**



## MASTER LOCK®

Master Lock® is recognized around the world as the solid, enduring name in padlocks and security products. As safety and security gain importance with the world's consumers, Master Lock® continues to develop products that offer smart security solutions.



### Keyed Alike Lock Set

Master Lock's® Keyed Alike Lock Set addresses all trailer security needs. Set includes stainless steel adjustable coupler latch lock (2847DAT), Swivel Head™ receiver lock (2866DAT), and universal coupler lock (379DAT). Also includes a durable canvas storage bag. (Qty. 2\*)

**MSL-3794D-AT-10**



### Stainless 1/2"~5/8" Sleeved Barbell Lock

Master Lock® stainless steel barbell style receiver lock offers high security and a product that can withstand the elements. The barbell receiver lock has hardened receiver pins for increased sheer strength and a precision 4-pin tumbler locking mechanism resists picking. The stainless steel locking head with a covered keyway offers ultimate corrosion resistance and protection from moisture, dirt, and grime.

Fits 1/2" and 5/8" receiver holes. (Qty. 4\*)

**MSL-1480D-AT-10**



### Stainless 5/8" Extended Length Receiver Lock, 3-1/8"

Master Lock® Stainless Steel barbell style receiver lock features a Swivel Head™ design for easy access when locking and unlocking. This lock also has an extended length shackle (3-1/8" wide) that fits wider receivers for late model trucks including Ford® F-350®, Toyota® Tundra®, GM® Silverado®, Sierra®, and trucks equipped with HD towing packages. The barbell receiver lock has hardened receiver pins for increased sheer strength and a precision 4-pin tumbler locking mechanism resists picking. The stainless steel locking head with a covered keyway offers ultimate corrosion resistance and protection from moisture, dirt, and grime.

Fits 5/8" receiver holes.

(Qty. 4\*)

**MSL-1469D-AT-10**



### **Stainless Adjustable Coupler Lock**

Master Lock® Adjustable Trailer Coupler lock for latch-style couplers prevents tow away theft and keeps coupler latch secure while towing. The stainless steel lock and shackle, and covered keyway prevents rust and corrosion. Shackle adjusts to fit coupler latch widths of 5/8" (most standard couplers), 1", and 2".

(Qty. 4\*)

**MSL-2847D-AT-10**



### **Armored Shackle Lock**

Master Lock's® armored hardened steel shackle defies cutting and the 1-9/16" laminated steel body for superior strength. It also has 4-pin tumbler cylinder which helps prevent picking while the shackle guard protects against bolt cutters and hacksaws. Can be used for securing trailers, cables, and chains. Fits openings 1/2" diameter or larger with the shackle guard in place.

(Qty. 4\*)

**MSL-37D00-00-10**



### **Universal Coupler Lock**

Master Lock® Universal Coupler Lock helps prevent tow away trailer theft. The coupler lock's advanced locking mechanism resists picking and prying while the rubberized body and covered keyway keeps it rust free and protects from corrosion. It is easy to install and fits most 1-7/8", 2", and 2-5/16" ball diameters.

(Qty. 2\*)

**MSL-379DA-T0-10**



### **Chrome Swivel 1/2" ~ 5/8"**

#### **Sleeved Bent Pin Lock**

Master Lock® bent pin receiver lock features a Swivel Head™ design for easy access when locking and unlocking. The stainless steel locking head with a covered keyway offers ultimate corrosion resistance and protection from moisture, dirt, and grime. The Swivel Head™ design also has hardened receiver pins for increased sheer strength and a precision 4-pin tumbler locking mechanism resists picking. Fits 1/2" and 5/8" receiver holes.

(Qty. 4\*)

**MSL-2866D-AT-10**

# TRAILERING



## 1/4" Diameter 6' Self-Coiling Black Cable

Master Lock® 6' self-coiling black cable, 1/4" diameter. Cable is constructed from braided steel with a vinyl coating to prevent scratching or marring of surfaces. Self-coiling for easy use and storage.

(Qty. 2\*)

**MSL-61DAT-00-10**



## Erickson Heavy-Duty Re-Tractable Ratcheting Tie Downs

Simple to operate—simply pull the web out to the desired length and start ratcheting until tight. To release, simply push down the red release button. The web not being used is stored in the center housing so you do not have web blowing in the wind. This feature also keeps the straps clean and free from oil and dirt. 1" wide tie down is rated at 1500 lb. with a WLL (Work Load Limit) of 500 lb. and the 2" wide model is rated at 4000 lb. with a WLL of 1333 lb. (Sold in pairs.)

1" x 6'

**ACC-OSS58-40-17**

2" x 6'

**ACC-OSS58-40-18**



## Truck Bed U-Lock

Master Lock's® patented Truck Bed Security System locks and secures cargo to keep your gear right where you left it. Multiple mounting options that fit stake pockets, forward, and rear tie down rings. When locked, the truck bed U-lock cannot be removed from the truck. Steel body provides high security and long life and covered keyway protects lock mechanism from corrosion.

(Qty. 2\*)

**MSL-8287D-AT-10**



## M1 1.5" Phatty Tie Down by Matrix Concepts™

These premium tie downs have a soft loop hook to protect your handlebars and feature exclusive Yamaha graphics. Overall length is 69" x 1.5" wide, and made from abrasion-resistant nylon webbing. All stitching is double-stitched square/cross with heavy-duty nylon thread. Heavy-duty steel cam-lock buckle features a strong steel spring for a secure lock. "S" hook is rubber coated for protection. Custom spring-loaded, lock-on "swivel carabiner" bottom hook for a secure connection. Assembly strength is 1400 lb. with a 500 lb. load limit. (Sold in pairs.)

Blue

**GYT-OSS56-32-33**

Black

**GYT-OSS56-32-34**

Red

**GYT-OSS56-32-35**



## M1 1.0" WORX Tie Down by Matrix Concepts™

These premium tie downs have a soft loop hook to protect your handlebars and feature exclusive Yamaha graphics. Overall length is 69" x 1" wide, and made from abrasion-resistant nylon webbing. All stitching is double-stitched square/cross with heavy-duty nylon thread. Heavy-duty steel cam-lock buckle features a strong steel spring for a secure lock. "S" hook is rubber coated for protection. Custom spring-loaded, lock-on "swivel carabiner" bottom hook for a secure connection. Assembly strength is 1200 lb. with a 400 lb. load limit. (Sold in pairs.)

Blue

**GYT-OSS56-32-36**

Black

**GYT-OSS56-32-37**

Red


**GYT-OSS56-32-38**





### **Bi-Fold Aluminum Ramp**

Convenient folding design for compact storage and transport. Aluminum construction optimizes both strength and weight. 1200 lb. weight capacity. Dimensions: 44" width, 71" length (folded- 22" x 71").  
**ABA-OSS58-40-41**



### **Tri-Fold Aluminum Ramp**

Convenient tri-folding design for compact storage and transport. Aluminum construction optimizes both strength and weight. 1200 lb. weight capacity. Dimensions: 48" width, 84" length (folded- 15" x 84").  
**ABA-OSS58-40-42**



### **7' Arched Ramp by Pro-Wheel**

Arched design provides more ground clearance than straight ramps. Aluminum construction optimizes both strength and weight. Two ramps required for use with Golf Cars, ATVs and Side x Sides. 750 lb. weight capacity per ramp. Dimensions: 12" width, 88" length.  
**ABA-OSS58-40-40**

### **Tie Down Extensions**

Extensions help to secure tie downs to your golf car. (Sold in pairs.)  
Black



Long  
15-3/4" overall length  
**ABA-TDEXT-EN-00**



Short  
9" overall length  
**ABA-EXTEN-KT-YZ**

## BAGS & LUGGAGE



### **Yamaha Laptop Roller Bag by Axio®**

For the busy golfer or executive on the go, this Roller Bag makes it easy to bring your work and other job essentials along. Easily holds laptops up to 17" and has multiple compartments for organizing documents, magazines, pens and your digital necessities. Designed to fit easily into airline overhead compartments. Features include a smooth urethane wheel system and telescopic handle system that adjusts to your height for travel ease. Finished with stylish carbon fiber-look accents, red contrast stitching, and rubberized Yamaha logo.

Black

**CRP-09QLP-BK-SM**



### **Yamaha Courier Bag by Axio®**

With its familiar business-style, this courier bag is anything but unusual. Every organizational detail has been strategically designed. Dual-zone compartments help protect up to a 15" laptop in a fleece-lined storage zone, with documents, folders and handouts rest comfortably in another. Easy access zipper pockets open on command and black chrome zipper pulls add style. Stylish packaged with contrast red stitching, carbon fiber looking accents, and Yamaha logos.

Black

**CRP-09QCB-BK-NS**



### **Yamaha Heavy Handler Gear Bag by FXR®**

This heavy-duty gear bag is sure to handle all your gear on your next outing. It is made of 1000D nylon and is a whopping 40" x 18" x 18" of mammoth storage. The bag features a massive inner compartment, two side storage pockets, two end compartments (1 vented), an additional zippered end compartment, and a comfortable padded carry strap and stuff bag. The bag allows you to conveniently sort, store, and isolate your gear as needed.

Black

**CRP-12LGB-BK-NS**



### Yamaha Cooler Bag

Soft-sided cooler bag holds 12 cans of 12-oz. soft drinks with ice. The 600D nylon exterior is mold, mildew, and stain resistant. One-piece vinyl interior with thick aerospace insulation helps keep drinks cool all day. Exterior side pocket and nylon-webbed fold-over handles. Screenprinted with Yamaha logo.

Blue

**MAR-COOLR-BG-09**



### Soft-Sided Coolers by American Outdoors

These soft-sided coolers are constructed of 1000D polyester vinyl and 18 oz. vinyl-coated polyester that is heat-resistant up to 175°F and has a crack temperature of -60°F. 3/4" high density closed-cell insulation keeps ice longer. Four eyehook fasteners on each corner allow for easy attachment to any size rack, cargo bed, or any fitting storage compartment. Coolers are UV-protected, have anti-mildew properties, an easy-to-clean surface, and a 375-lb. tear resistance. Coolers feature a white screened Yamaha logo. Available in black or blue and in two different sizes.

12-Can Capacity Cooler, Black

**GYT-OSS58-40-05**

12-Can Capacity Cooler, Blue

**GYT-OSS58-40-04**

36-Can Capacity Cooler, Black

**GYT-OSS58-40-03**

36-Can Capacity Cooler, Blue

**GYT-OSS58-40-02**



### Yamaha Racing Gym Bag

This 600D polyester bag is perfect for the gym or short trips. Features include a U-shaped opening, zippered waterproof side pockets, and padded handle. Solid color block look coordinates well with Yamaha apparel. Features the Yamaha logo on side.

(20-3/4" x 10-3/4" x 9-1/2")

Blue

**CRP-09GYM-RB-NS**





# YAMAHA GIFTS & COLLECTABLES



## Yamaha All Natural Lip Balm

Contains aloe and Vitamin E to help protect and heal your lips. 100% vegan lip balm; no animal testing. (Qty. 12\*)

**GCR-09LIP-BA-LM**



## Yamaha Balloons

Add a festive touch to any event with these fun 11" balloons. Assortment of red and white balloons. Screened logo. Sold in package of 50.

Red/White

**BRI-BALLO-ON-RD**



## Yamaha Tuning Fork Logo Keychain

Rectangular rubber keychain features the Yamaha Tuning Fork logo. (Qty. 5\*)

Red/Black

**GCR-09KTF-BK-NS**

Red/White

**GCR-09KTF-RD-NS**



## Yamaha Color Key Tag

Acrylic color trim with polished chrome center and split ring key tag.

**GCR-09KEY-RD-NS**



## Yamaha Separating Key Chain

Polished chrome key chain with Yamaha logo print. Keeps your keys secure while allowing easy access when needed.

**GCR-09YAM-SE-PC**



## Yamaha Slimline Key Light

Slim and compact key light, press the button to activate the LED light. Includes 1 button cell battery, inserted.

**GCR-09KEY-LG-HT**



## Yamaha Map Reading Flashlight

Flashlight key ring with Yamaha logo print.

**SMA-FLASH-LT-00**



### **Yamaha Koozie® Can Cooler**

The Koozie® can cooler insulates a beverage to stay cold three times longer than a can without insulation. Screened Yamaha logo.

Black

**GCR-KOOZI-E0-BK**

Red

**GCR-KOOZI-E0-RD**



### **Yamaha Water Bottle**

This compact sports bottle holds up to 20.8-oz. and is made of durable polycarbonate. Hinged cap design. Features the Yamaha Tuning Fork logo.

Red

**GCR-STBOT-RD-NS**



### **Yamaha Tumbler**

Stainless steel tumbler. Carbon fiber design. Fits all standard car cup holders, 16 oz.

Black

**GCR-11MUG-BK-NS**



### **Yamaha Engine Mug**

12 oz. coffee mug.

Black

**GCR-11MEG-BK-NS**



### **Yamaha Bistro Coffee Mug**

Show your Yamaha pride with this 15 oz. bistro-style coffee mug.

White/Red

**GCR-09MUG-WH-NS**

Black/Red

**GCR-09MUG-BK-NS**

# YAMAHA GIFTS & COLLECTABLES



## Yamaha Shade Tent

Polyester top blocks 99% of harmful UV rays and is water and fire-resistant. Made of durable steel with a rust-resistant frame, easy-to-use pin sliders and adjustable legs that allow for height options. Comes with a handy carrying bag and stakes. Shade tent comes with white top that features red Yamaha corporate logos. Replacement tops also available (sold separately) in white/red Yamaha theme.

Top and Frame

**GCR-YAMTE-NT-RD**

Top Only

**GCR-YAMTE-OP-RD**

Frame Only

**GCR-YAMTE-FR-ME**



## Yamaha Racing Counter Stool

This stool is perfect for counters, bars and tall tables. Blue seat. Two-ring, non-swivel. Screened logo.

**BRI-COUNT-ER-ST**



## Yamaha Counter Stool with Backrest

This stool is perfect for counters, bars, and tall tables. Blue seat and backrest. Two-ring, non-swivel base. Yamaha logos throughout.

**GCR-06CSB-RY-NS**





### **Yamaha Floor Mat**

This bold floor mat/rug is perfect for decorating your shop, trailer, garage, or rec room. Features "Yamaha" in bold red lettering.  
**SMA-YAHRG-00-00**



### **Yamaha Racing Umbrella**

Protect yourself from the elements. This umbrella opens to a 60" arc, has a windproof frame, wooden shaft and handle. Alternating royal and white panels, with a blue Yamaha Racing logo screened on each white panel.  
 Blue/White  
**BRI-UMBYR-BL-A0**



### **Yamaha Lanyard**

Yamaha lanyard features a bold Yamaha corporate logo. Take-apart buckle at the top of the lanyard and detachable J-hook. (Qty. 10\*)  
 Red  
**GCR-LANYA-RD-NS**



### **Yamaha Mini Umbrella**

Mini umbrella with fabric case.  
 Black  
**GCR-11UMR-BK-NS**



### **Yamaha Front License Plate**

This front license plate has a stylish mirrored chrome finish. For use on cars and trucks in states that do not require two plates.  
 Universal Fit  
 Silver w/Blue Lettering  
**SMA-LICPL-SL-00**



### **Yamaha Truck Hitch Plug**

Brilliant chrome hitch plug with bold Yamaha lettering. Available in chrome with black lettering and chrome with red lettering. Fits all 2" receivers  
 Chrome/Black  
**SMA-HTPLG-BK-00**  
 Chrome/Red  
**SMA-HTPLG-RD-00**

# STICKERS, BANNERS & PENNANTS



## Yamaha Sticker Sheet

Decals feature Yamaha's 3D logo. Multiple sizes.  
(Qty. 5\*)

Red  
GCR-09SST-RD-NS



## Red Yamaha Logo Decals

Rectangular cut decals feature the Yamaha corporate logo.

Red  
5" (Qty. 10\*)  
GCR-09SYL-RD-05  
10" (Qty. 10\*)  
GCR-09SYL-RD-10  
20" (Qty. 5\*)  
GCR-09SYL-RD-20



## Yamaha Die-Cut Decals

Die-cut decal features the Yamaha corporate logo.

Thermal die-cut decal.

White

Small

Size 1-1/4" x 6" (Qty. 10\*)

GCR-03SDC-WH-SM

Medium

Size 2-1/2" x 12" (Qty. 10\*)

GCR-03SDC-WH-MD



## Yamaha Banners

Yamaha-White/Red  
3' x 6'

BRI-BANYA-RD-36

3' x 10'

BRI-BANYA-RD-SM

4' x 2'

BRI-BANYA-RD-42

4' x 16'

BRI-BANYA-RD-LG



## Yamalube Banner

Red/Black

3' x 6'

BRI-YAMAL-BN-NS



## Yamaha Pennants

12" x 18". Screened logo on both sides. Rectangle pennants have 17 per strand. Triangle pennants have 22 per strand.

Rectangle

BRI-PENNA-RT-RD

Triangle

BRI-PENNA-TR-RD

## Yamalube Pennants

Rectangular shaped pennants. 12" x 18", 27 per strand. Screened logo on both sides.

BRI-YAMAL-PN-NS

# COMMON SERVICE ITEMS

Filters	
Air Filter G1/G3	J10-14450-10-00
Air Filter G2/G5/G8/G9	J38-14450-00-00
Air Filter G14	JF7-14450-01-00
Pre-Filter G1/G2/G3/G5/G8/G9	J10-14417-00-00
Air Filter G16/G22/G23/G27/G28	JN6-E4450-01-PC
Air Filter G22/G23/G27/G28/YDR/YTF	JU0-E4450-00-00
Pre-Filter G16/G22/G23/G27/G28/YDR/YTF	JU0-E445E-00-00
Fuel Filter G2/G5/G8/G9/G11/G21	8R4-24560-00-00
Fuel Filter G14/G16/G20/G22/UMAX/YDR/YTF	JN6-F4560-00-00
NGK® Spark Plugs	
B4ES (Qty. 4)	B4E-S0000-40-00
B5ES (Qty. 4)	B5E-S0000-40-00
BP5HS (Qty. 10)	BP5-HS000-00-00
BP6HS (Qty. 4)	BP6-HS000-00-00
BPR2ES (Qty. 10)	BPR-2ES00-00-00
BPR4ES (Qty. 4)	BPR-4ES00-40-00
BR4ES (Qty. 10)	BR4-ES000-00-00
Cowls/Bodies	
Ultima and G22	
Front Cowl Ivory	JU0-K8115-00-00
Rear Body Ivory	JN6-K8142-02-00
Front Cowl Red	JU0-K8115-10-00
Rear Body Red	JN6-K8142-12-00
Front Cowl Burgundy	JU0-K8115-30-00
Rear Body Burgundy	JU0-K8142-32-00
Front Cowl Hunter Green	JU0-K8115-50-00
Rear Body Hunter Green	JN6-K8142-52-00
Front Cowl Candy Apple Red	JU0-K8115-60-00
Rear Body Candy Apple Red	JU0-K8142-62-00
Front Cowl Blue Metallic	JU0-K8115-71-00
Rear Body Blue Metallic	JU0-K8142-73-00
Front Cowl Bright Blue	JU0-K8115-80-00
Rear Body Bright Blue	JU0-K8142-82-00
Front Cowl White	JU0-K8115-90-00
Rear Body White	JU0-K8142-90-00
YDR Fleet	
Front Cowl Moonstone	JW1-K8115-90-00
Rear Body Moonstone	JW1-K8142-90-00
Front Cowl Glacier	JW1-K8115-01-00
Rear Body Glacier	JW1-K8142-00-00
Front Cowl Emerald	JW1-K8115-11-00
Rear Body Emerald	JW1-K8142-10-00
Front Cowl Garnet	JW1-K8115-21-00
Rear Body Garnet	JW1-K8142-20-00
Front Cowl Sandstone	JW1-K8115-31-00
Rear Body Sandstone	JW1-K8142-30-00
Front Cowl Anthracite	JW1-K8115-41-00
Rear Body Anthracite	JW1-K8142-40-00
Front Cowl Onyx Black	JW1-K8115-51-00
Rear Body Onyx Black	JW1-K8142-50-00
Front Cowl Cobalt	JW1-K8115-61-00
Rear Body Cobalt	JW1-K8142-60-00
Front Cowl Tanzanite	JW1-K8115-80-00
Rear Body Tanzanite	JW1-K8142-80-00
YDR PTV	
Front Cowl Moonstone	JC0-K8115-90-00
Rear Body Moonstone	JC0-K8142-90-00
Front Cowl Glacier	JC0-K8115-00-00
Rear Body Glacier	JC0-K8142-00-00
Front Cowl Emerald	JW6-K8115-10-00
Rear Body Emerald	JC0-K8142-10-00
Front Cowl Garnet	JC0-K8115-20-00
Rear Body Garnet	JC0-K8142-20-00
Front Cowl Sandstone	JC0-K8115-30-00
Rear Body Sandstone	JC0-K8142-30-00
Front Cowl Anthracite	JC0-K8115-40-00
Rear Body Anthracite	JC0-K8142-40-00
Front Cowl Onyx Black	JC0-K8115-50-00
Rear Body Onyx Black	JC0-K8142-50-00

Front Cowl Cobalt	JC0-K8115-60-00
Rear Body Cobalt	JC0-K8142-60-00
Front Cowl Tanzanite	JC0-K8115-80-00
Rear Body Tanzanite	JC0-K8142-80-00
Cables	
Starter Cable G16/G22/G27	JU0-F6331-00-00
Starter Cable G21/G23/G28	J55-F6331-11-00
Starter Cable YDR/YTF1	JW1-F6331-00-00
Starter Cable YTF2	JW7-F6331-00-00
Starter Cable Nut	JU0-F6333-00-00
Throttle 1 Cable G14/G16/ Early G22 and G27	JU0-F6311-00-KT
Throttle 1 Cable Late G22 and G27	JU0-F6311-00-00
Throttle 1 Cable G11/G21/G23/G28	JJ3-F6311-00-00
Throttle 1 Cable YDR/YTF1	JW1-F6311-00-00
Throttle 1 Cable YTF2	JW7-F6311-00-00
Throttle 2 Cable G11/G16/G20/G21/G22/G23/G27/G28/YTF2	JU0-F6312-00-00
Throttle 2 Cable YDR/YTF1	JW1-F6312-01-00
Seats	
Seat Bottom Cushion Ivory White G11/G16/G19/G20/G21/G22	JN6-K8401-10-00
Seat Bottom Cover Ivory White G11/G16/G19/G20/G21/G22	JN6-K8404-10-00
Seat Bottom Cushion Tan G22	JU0-K8401-00-00
Seat Bottom Cover Tan G22	JU0-K8404-00-00
Seat Back Cushion Ivory White G14/G16/G19/G20/G22	JN3-K8402-00-00
Seat Back Cover Ivory White G14/G16/G19/G20/G22	JN3-K841G-09-00
Seat Back Cushion Tan G22	JU0-K8402-00-00
Seat Back Cover Tan G22	JU0-K841G-09-00
Seat Bottom Cushion Silver G23/G28	JU9-K8401-00-00
Seat Bottom Cover Silver G23/G28	JU9-K8404-00-00
Seat Bottom Cushion Silver G27	JU7-K8401-10-00
Seat Bottom Cover Silver G27	JU7-K8404-00-00
Seat Back Cushion Silver G23/G27/G28	JU7-K8402-00-00
Seat Bottom Cushion Stone YDR/YTF1/YTF2	JW1-K8401-10-00
Seat Back Cushion Stone YDR/YTF1/YTF2	JW1-K8402-10-00
Motors	
Gas	
('97-'01) G11/G16/G20	JR3-19001-00-00
G21/G22/G23/G27/G28/YDR/YTF1/YTF2	JR6-19001-00-00
Electric	
G14/G16	JH7-H1890-12-00
G19	JR1-H1890-10-00
ADC® Motor G22	JU2-H1890-10-00
Hitachi® Motor G22/YDR	JU2-H1890-21-00
G23	JU6-H1890-00-00
Motor Control Units	
G14/G16	JN8-86510-00-00
G19	JR1-H6510-20-00
G22/G27 with GE® Motor and GE® MCU	JU2-H6510-00-00
G22 with GE® Motor and Moric® MCU	JU2-H6510-14-00
G22 with ADC® Motor and Moric® MCU	JU2-H6510-24-00
G22 with Hitachi® Motor and Moric® MCU	JU2-H6510-31-00
G23	JU6-H6510-00-00
YDR	JW2-H6510-01-00
Wheels and Tires	
Ivory Rim with Kenda® Hole-N-1® 18x8.5-8 K389	JN6-F5100-11-00
Silver Rim with Kenda® Hole-N-1® 18x8.5-8 K389	JN6-F5100-20-00
Beige Rim with Maxxis® Pro Ride 18x8.5-8 M9228	JU0-F5100-00-00
Beige Rim with Kenda® Hole-N-1® 18x8.5-8 K389	JW1-F5100-01-00
Kenda® Super Turf 18x8.5-8 K500	94108-08800-00
Kenda® Hole-N-1® K389 XP	94108-088V1-00
Brakes	
Brake Shoe Set G1/G2/G3/G5/G8/G9/G11 ('93-'94)	J55-W2536-00-00
Brake Shoe Set ('96-'01) G11/G14/G16/G20/G21/G22/G23/G27/G28	JN6-F5331-01-00
Backing Plate (RH) ('96-'01) G11/G14/G16/G20/G21/G22/G23/G27/G28	JN6-F7280-03-00
Backing Plate (LH) ('96-'01) G11/G14/G16/G20/G21/G22/G23/G27/G28	JN6-F7290-03-00

Please verify year and model of unit by serial number for correct part number before placing order.





Yamaha Motor Corporation, U.S.A.  
6555 Katella Avenue  
Cypress, CA 90630

For a dealer near you, call 1-800-88-YAMAHA  
Check us out on the web at [yamahagolfcar.com](http://yamahagolfcar.com)



This document contains many of the valuable trademarks and marks owned and used by Yamaha throughout the world. The document may also contain references to other company, brand, and product names that may be trademarks/service marks of their respective owners. These company, brand, and product names are used herein for identification purposes only, and references to any names, marks, products, or services of third parties do not constitute or imply endorsement, sponsorship, or recommendation of third party or the product or services. iPod® is a registered trademark of Apple Inc.

Availability subject to production, stocking, and demand. Product and specifications subject to change without notice.



LIT-10080-GC-35

13\_0077

©2013 Yamaha Motor Corporation, U.S.A. All rights reserved.